

ADMITTED & ENROLLED BY LEVEL REPORT

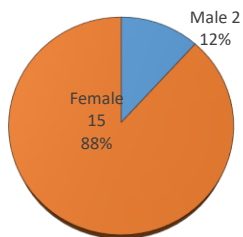
Spring 2023

Gender, Residency, Age & Full/Part Time Totals

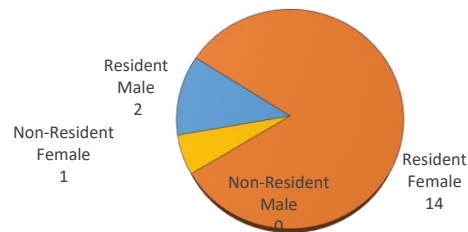
University of Oklahoma Health Sciences Center

LEVEL/COLLEGE	GENDER				RESIDENCY STATUS						AGE DISTRIBUTION						ENROLLMENT STATUS					
	TOT	Male	Female	%F	RESIDENT			NON-RESIDENT			0-20	21-25	26-30	31-40	41-50	>50+ Unkn	FULL TIME			PART TIME		
					Male	Female	%	Male	Female	%							Male	Female	%F	Male	Female	%F
UNDERGRADUATE	8	0	8	100%	0	7	88%	0	1	13%	0	0	2	4	2	0	0	0	0%	0	8	100%
Allied Health	2	0	2	100%	0	1	50%	0	1	50%	0	0	1	0	1	0	0	0	0%	0	2	100%
Dentistry	0	0	0	-	0	0	-	0	0	-	0	0	0	0	0	0	0	0	-	0	0	-
Nursing	6	0	6	100%	0	6	100%	0	0	0%	0	0	1	4	1	0	0	0	0%	0	6	100%
HEALTH PROFESSIONAL	2	0	2	100%	0	2	100%	0	0	0%	0	1	1	0	0	0	0	2	100%	0	0	0%
Allied Health	0	0	0	-	0	0	-	0	0	-	0	0	0	0	0	0	0	0	-	0	0	-
Dentistry	0	0	0	-	0	0	-	0	0	-	0	0	0	0	0	0	0	0	-	0	0	-
Medicine -MD	0	0	0	-	0	0	-	0	0	-	0	0	0	0	0	0	0	0	-	0	0	-
Medicine -PA	0	0	0	-	0	0	-	0	0	-	0	0	0	0	0	0	0	0	-	0	0	-
Nursing	0	0	0	-	0	0	-	0	0	-	0	0	0	0	0	0	0	0	-	0	0	-
Pharmacy	0	0	0	-	0	0	-	0	0	-	0	0	0	0	0	0	0	0	-	0	0	-
Public Health	2	0	2	100%	0	2	100%	0	0	0%	0	1	1	0	0	0	0	2	100%	0	0	0%
GRADUATE COLLEGE (MS, PhD)	5	2	3	60%	2	3	100%	0	0	0%	0	0	3	2	0	0	0	2	40%	2	1	60%
Allied Health	0	0	0	-	0	0	-	0	0	-	0	0	0	0	0	0	0	0	-	0	0	-
Dentistry	0	0	0	-	0	0	-	0	0	-	0	0	0	0	0	0	0	0	-	0	0	-
Graduate -CTS	3	0	3	100%	0	3	100%	0	0	0%	0	0	2	1	0	0	0	2	67%	0	1	33%
Medicine	1	1	0	0%	1	0	100%	0	0	0%	0	0	0	1	0	0	0	0	0%	1	0	100%
Nursing	0	0	0	-	0	0	-	0	0	-	0	0	0	0	0	0	0	0	-	0	0	-
Pharmacy	0	0	0	-	0	0	-	0	0	-	0	0	0	0	0	0	0	0	-	0	0	-
Public Health	1	1	0	0%	1	0	100%	0	0	0%	0	0	1	0	0	0	0	0	0%	1	0	100%
TOTAL OUHSC	17	2	15	88%	2	14	94%	0	1	6%	0	1	7	6	2	1	0	4	24%	2	11	76%
Allied Health	2	0	2	100%	0	1	50%	0	1	50%	0	0	1	0	1	0	0	0	0%	0	2	100%
Dentistry	0	0	0	-	0	0	-	0	0	-	0	0	0	0	0	0	0	0	-	0	0	-
Graduate -CTS	3	0	3	100%	0	3	100%	0	0	0%	0	0	2	1	0	0	0	2	67%	0	1	33%
Medicine	1	1	0	0%	1	0	100%	0	0	0%	0	0	0	1	0	0	0	0	0%	1	0	100%
Nursing	6	0	6	100%	0	6	100%	0	0	0%	0	0	1	4	1	0	0	0	0%	0	6	100%
Pharmacy	0	0	0	-	0	0	-	0	0	-	0	0	0	0	0	0	0	0	-	0	0	-
Public Health	3	1	2	67%	1	2	100%	0	0	0%	0	1	2	0	0	0	0	2	67%	1	0	33%
Norman Inter-Campus	0	0	0	-	0	0	-	0	0	-	0	0	0	0	0	0	0	0	-	0	0	-
Non-Degree	2	0	2	100%	0	2	100%	0	0	0%	0	0	1	0	0	1	0	0	0%	0	2	100%

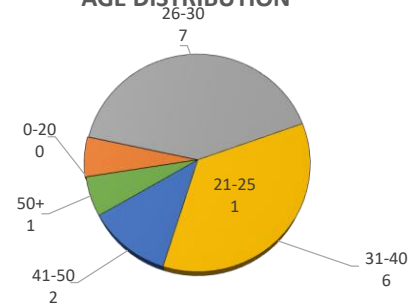
A&E BY GENDER



RESIDENCY STATUS



AGE DISTRIBUTION



ENROLLMENT STATUS

