

ADMITTED BY LEVEL REPORT

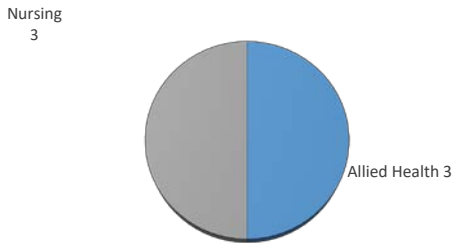
Spring 2022

Male/Female Ethnic (IPEDS) Totals

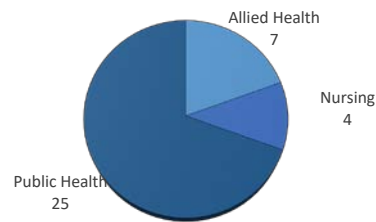
University of Oklahoma Health Sciences Center

LEVEL/COLLEGE	TOT	CAUCASIAN				AFRICAN AMERICAN				HISPANIC				ASIAN				AMERICAN INDIAN				HAWAIIAN/PACIFIC ISLANDER				INTERNATIONAL				MULTI-ETHNIC				UNREPORTED							
		M	F	U	%	M	F	U	%	M	F	U	%	M	F	U	%	M	F	U	%	M	F	U	%	M	F	U	%	M	F	U	%	M	F	U	%				
UNDERGRADUATE	6	1	3	0	67%	0	0	0	0%	0	0	0	0%	1	0	0	17%	0	0	0	0%	0	0	0	0%	0	0	0	0%	0	0	0	0%	0	0	0	0%	0	0	1	17%
Allied Health	3	1	2	0	100%	0	0	0	0%	0	0	0	0%	0	0	0	0%	0	0	0	0%	0	0	0	0%	0	0	0	0%	0	0	0	0%	0	0	0	0%	0	0	0	0%
Dentistry	0	0	0	0	-	0	0	0	-	0	0	0	-	0	0	0	-	0	0	0	-	0	0	0	-	0	0	0	-	0	0	0	-	0	0	0	-	0	0	0	-
Nursing	3	0	1	0	33%	0	0	0	0%	0	0	0	0%	1	0	0	33%	0	0	0	0%	0	0	0	0%	0	0	0	0%	0	0	0	0%	0	0	1	33%				
PROFESSIONAL	36	5	10	0	42%	0	2	0	6%	1	3	0	11%	0	4	0	11%	1	0	0	3%	0	0	0	0%	5	3	0	22%	0	1	0	3%	0	1	0	3%				
Allied Health	7	0	4	0	57%	0	0	0	0%	0	0	0	0%	0	2	0	29%	0	0	0	0%	0	0	0	0%	0	0	0	0%	0	0	0	0%	0	0	1	14%				
Dentistry	0	0	0	0	-	0	0	0	-	0	0	0	-	0	0	0	-	0	0	0	-	0	0	0	-	0	0	0	-	0	0	0	-	0	0	0	-				
Medicine -MD	0	0	0	0	-	0	0	0	-	0	0	0	-	0	0	0	-	0	0	0	-	0	0	0	-	0	0	0	-	0	0	0	-	0	0	0	-				
Medicine -PA	0	0	0	0	-	0	0	0	-	0	0	0	-	0	0	0	-	0	0	0	-	0	0	0	-	0	0	0	-	0	0	0	-	0	0	0	-				
Nursing	4	1	3	0	100%	0	0	0	0%	0	0	0	0%	0	0	0	0%	0	0	0	0%	0	0	0	0%	0	0	0	0%	0	0	0	0%	0	0	0	0%				
Pharmacy	0	0	0	0	-	0	0	0	-	0	0	0	-	0	0	0	-	0	0	0	-	0	0	0	-	0	0	0	-	0	0	0	-	0	0	0	-				
Public Health	25	4	3	0	28%	0	2	0	8%	1	3	0	16%	0	2	0	8%	1	0	0	4%	0	0	0	0%	5	3	0	32%	0	1	0	4%	0	0	0	0%				
GRADUATE COLLEGE	10	0	3	0	30%	0	0	0	0%	0	0	0	0%	0	1	0	10%	0	0	0	0%	0	0	0	0%	3	2	0	50%	0	0	0	0%	0	1	0	10%				
Allied Health	3	0	2	0	67%	0	0	0	0%	0	0	0	0%	0	0	0	0%	0	0	0	0%	0	0	0	0%	0	0	0	0%	0	0	1	33%								
Dentistry	0	0	0	0	-	0	0	0	-	0	0	0	-	0	0	0	-	0	0	0	-	0	0	0	-	0	0	0	-	0	0	0	-								
Graduate -CTS	3	0	1	0	33%	0	0	0	0%	0	0	0	0%	0	1	0	33%	0	0	0	0%	0	0	0	0%	1	0	0	33%	0	0	0	0%								
Medicine	0	0	0	0	-	0	0	0	-	0	0	0	-	0	0	0	-	0	0	0	-	0	0	0	-	0	0	0	-	0	0	0	-								
Nursing	0	0	0	0	-	0	0	0	-	0	0	0	-	0	0	0	-	0	0	0	-	0	0	0	-	0	0	0	-	0	0	0	-								
Pharmacy	0	0	0	0	-	0	0	0	-	0	0	0	-	0	0	0	-	0	0	0	-	0	0	0	-	0	0	0	-	0	0	0	-								
Public Health	4	0	0	0	0%	0	0	0	0%	0	0	0	0%	0	0	0	0%	0	0	0	0%	2	2	0	100%	0	0	0	0%	0	0	0	0%								
TOTAL OUHSC	56	7	17	0	43%	0	2	0	4%	1	3	0	7%	2	5	0	13%	1	0	0	2%	0	0	0	0%	8	6	0	25%	0	1	0	2%	0	3	0	5%				
Allied Health	13	1	8	0	69%	0	0	0	0%	0	0	0	0%	0	2	0	15%	0	0	0	0%	0	0	0	0%	0	0	0	0%	0	0	0	0%	0	2	0	15%				
Dentistry	0	0	0	0	-	0	0	0	-	0	0	0	-	0	0	0	-	0	0	0	-	0	0	0	-	0	0	0	-	0	0	0	-								
Graduate -CTS	3	0	1	0	33%	0	0	0	0%	0	0	0	0%	0	1	0	33%	0	0	0	0%	0	0	0	0%	1	0	0	33%	0	0	0	0%								
Medicine	0	0	0	0	-	0	0	0	-	0	0	0	-	0	0	0	-	0	0	0	-	0	0	0	-	0	0	0	-	0	0	0	-								
Nursing	7	1	4	0	71%	0	0	0	0%	0	0	0	0%	1	0	0	14%	0	0	0	0%	0	0	0	0%	0	0	0	0%	0	0	1	14%								
Pharmacy	0	0	0	0	-	0	0	0	-	0	0	0	-	0	0	0	-	0	0	0	-	0	0	0	-	0	0	0	-	0	0	0	-								
Public Health	29	4	3	0	24%	0	2	0	7%	1	3	0	14%	0	2	0	7%	1	0	0	3%	0	0	0	0%	7	5	0	41%	0	1	0	3%	0	0	0	0%				
Norman Inter-Campus Non-Degree	0	0	0	0	-	0	0	0	-	0	0	0	-	0	0	0	-	0	0	0	-	0	0	0	-	0	0	0	-	0	0	0	-	0	0	0	-				
	4	1	1	0	50%	0	0	0	0%	0	0	0	0%	1	0	0	25%	0	0	0	0%	0	0	0	0%	0	1	0	25%	0	0	0	0%								

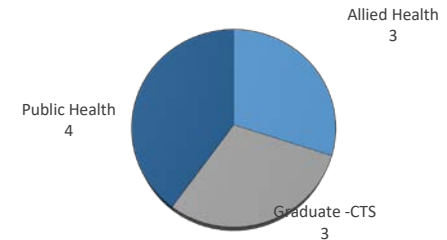
UNDERGRADUATE ADMITS



PROFESSIONAL ADMITS



GRADUATE COLLEGE ADMITS



IPEDS (Integrated Postsecondary Education Data System) is the core postsecondary education data collection program for the National Center for Education Statistics, a part of the Institute for Education Sciences within the United States Department of Education.

Prepared by the Office of Institutional Research using census data collected on February 3, 2021