

## ADMITTED BY LEVEL REPORT

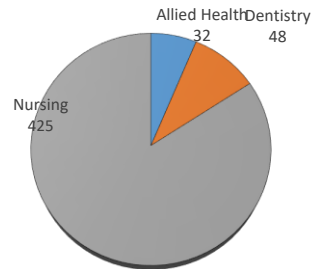
Fall 2022

Male/Female Ethnic (IPEDS) Totals

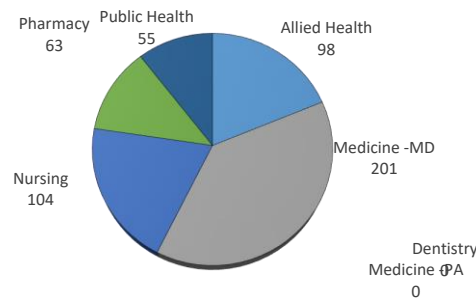
University of Oklahoma Health Sciences Center

| LEVEL/COLLEGE           | TOT         | CAUCASIAN |            |          | AFRICAN AMERICAN |           |           | HISPANIC |           |           | ASIAN     |          |            | AMERICAN INDIAN |           |          | HAWAIIAN/PACIFIC ISLANDER |          |           | INTERNATIONAL |           |          | MULTI-ETHNIC |          |           | UNREPORTED |           |          |            |          |          |          |           |           |           |          |           |
|-------------------------|-------------|-----------|------------|----------|------------------|-----------|-----------|----------|-----------|-----------|-----------|----------|------------|-----------------|-----------|----------|---------------------------|----------|-----------|---------------|-----------|----------|--------------|----------|-----------|------------|-----------|----------|------------|----------|----------|----------|-----------|-----------|-----------|----------|-----------|
|                         |             | M         | F          | U        | M                | F         | U         | M        | F         | U         | M         | F        | U          | M               | F         | U        | M                         | F        | U         | M             | F         | U        | M            | F        | U         | M          | F         | U        |            |          |          |          |           |           |           |          |           |
| <b>UNDERGRADUATE</b>    | <b>505</b>  | <b>20</b> | <b>293</b> | <b>0</b> | <b>62%</b>       | <b>3</b>  | <b>26</b> | <b>0</b> | <b>6%</b> | <b>6</b>  | <b>65</b> | <b>0</b> | <b>14%</b> | <b>8</b>        | <b>26</b> | <b>0</b> | <b>7%</b>                 | <b>4</b> | <b>9</b>  | <b>0</b>      | <b>3%</b> | <b>0</b> | <b>1</b>     | <b>0</b> | <b>0%</b> | <b>1</b>   | <b>0</b>  | <b>0</b> | <b>0%</b>  | <b>0</b> | <b>2</b> | <b>0</b> | <b>0%</b> | <b>6</b>  | <b>35</b> | <b>0</b> | <b>8%</b> |
| Allied Health           | 32          | 0         | 22         | 0        | 69%              | 0         | 0         | 0        | 0%        | 0         | 3         | 0        | 9%         | 0               | 1         | 0        | 3%                        | 1        | 1         | 0             | 6%        | 0        | 0            | 0        | 0%        | 0          | 0         | 0        | 0%         | 0        | 0        | 0        | 0%        | 0         | 4         | 0        | 13%       |
| Dentistry               | 48          | 0         | 30         | 0        | 63%              | 0         | 2         | 0        | 4%        | 0         | 9         | 0        | 19%        | 0               | 2         | 0        | 4%                        | 0        | 1         | 0             | 2%        | 0        | 0            | 0        | 0%        | 0          | 1         | 0        | 2%         | 0        | 1        | 0        | 2%        | 0         | 3         | 0        | 6%        |
| Nursing                 | 425         | 20        | 241        | 0        | 61%              | 3         | 24        | 0        | 6%        | 6         | 53        | 0        | 14%        | 8               | 23        | 0        | 7%                        | 3        | 7         | 0             | 2%        | 0        | 1            | 0        | 0%        | 1          | 0         | 0        | 0%         | 0        | 1        | 0        | 2%        | 6         | 28        | 0        | 8%        |
| <b>PROFESSIONAL</b>     | <b>521</b>  | <b>58</b> | <b>223</b> | <b>0</b> | <b>54%</b>       | <b>8</b>  | <b>17</b> | <b>0</b> | <b>5%</b> | <b>6</b>  | <b>32</b> | <b>0</b> | <b>7%</b>  | <b>41</b>       | <b>51</b> | <b>0</b> | <b>18%</b>                | <b>5</b> | <b>9</b>  | <b>0</b>      | <b>3%</b> | <b>0</b> | <b>0</b>     | <b>0</b> | <b>0%</b> | <b>3</b>   | <b>14</b> | <b>0</b> | <b>3%</b>  | <b>3</b> | <b>7</b> | <b>0</b> | <b>2%</b> | <b>12</b> | <b>32</b> | <b>0</b> | <b>8%</b> |
| Allied Health           | 98          | 2         | 73         | 0        | 77%              | 0         | 0         | 0        | 0%        | 0         | 12        | 0        | 12%        | 0               | 2         | 0        | 2%                        | 0        | 2         | 0             | 2%        | 0        | 0            | 0        | 0%        | 0          | 1         | 0        | 1%         | 0        | 1        | 0        | 1%        | 2         | 3         | 0        | 5%        |
| Dentistry               | 0           | 0         | 0          | 0        | -                | 0         | 0         | 0        | -         | 0         | 0         | 0        | -          | 0               | 0         | 0        | -                         | 0        | 0         | 0             | -         | 0        | 0            | 0        | -         | 0          | 0         | 0        | -          | 0        | 0        | 0        | -         | 0         | 0         | 0        | -         |
| Medicine -MD            | 201         | 45        | 56         | 0        | 50%              | 4         | 3         | 0        | 3%        | 4         | 5         | 0        | 4%         | 30              | 26        | 0        | 28%                       | 4        | 2         | 0             | 3%        | 0        | 0            | 0        | 0%        | 0          | 0         | 0        | 0%         | 2        | 1        | 0        | 1%        | 5         | 14        | 0        | 9%        |
| Medicine -PA            | 0           | 0         | 0          | 0        | -                | 0         | 0         | 0        | -         | 0         | 0         | 0        | -          | 0               | 0         | 0        | -                         | 0        | 0         | 0             | -         | 0        | 0            | 0        | -         | 0          | 0         | 0        | -          | 0        | 0        | 0        | -         | 0         | 0         | 0        | -         |
| Nursing                 | 104         | 0         | 62         | 0        | 60%              | 0         | 10        | 0        | 10%       | 0         | 8         | 0        | 8%         | 2               | 10        | 0        | 12%                       | 0        | 2         | 0             | 2%        | 0        | 0            | 0        | 0%        | 0          | 0         | 0        | 0%         | 0        | 3        | 0        | 3%        | 1         | 6         | 0        | 7%        |
| Pharmacy                | 63          | 5         | 18         | 0        | 37%              | 2         | 2         | 0        | 6%        | 0         | 5         | 0        | 8%         | 7               | 7         | 0        | 22%                       | 1        | 3         | 0             | 6%        | 0        | 0            | 0        | 0%        | 0          | 1         | 0        | 2%         | 0        | 2        | 0        | 3%        | 4         | 6         | 0        | 16%       |
| Public Health           | 55          | 6         | 14         | 0        | 36%              | 2         | 2         | 0        | 7%        | 2         | 2         | 0        | 7%         | 2               | 6         | 0        | 15%                       | 0        | 0         | 0             | 0%        | 0        | 0            | 0        | 0%        | 3          | 12        | 0        | 27%        | 1        | 0        | 0        | 2%        | 0         | 3         | 0        | 5%        |
| <b>GRADUATE COLLEGE</b> | <b>73</b>   | <b>8</b>  | <b>20</b>  | <b>0</b> | <b>38%</b>       | <b>0</b>  | <b>0</b>  | <b>0</b> | <b>0%</b> | <b>4</b>  | <b>1</b>  | <b>0</b> | <b>7%</b>  | <b>0</b>        | <b>2</b>  | <b>0</b> | <b>3%</b>                 | <b>0</b> | <b>0</b>  | <b>0</b>      | <b>0%</b> | <b>0</b> | <b>0</b>     | <b>0</b> | <b>0%</b> | <b>14</b>  | <b>19</b> | <b>0</b> | <b>45%</b> | <b>0</b> | <b>0</b> | <b>0</b> | <b>0%</b> | <b>1</b>  | <b>4</b>  | <b>0</b> | <b>7%</b> |
| Allied Health           | 4           | 0         | 4          | 0        | 100%             | 0         | 0         | 0        | 0%        | 0         | 0         | 0        | 0%         | 0               | 0         | 0        | 0%                        | 0        | 0         | 0             | 0%        | 0        | 0            | 0        | 0%        | 0          | 0         | 0        | 0%         | 0        | 0        | 0        | 0%        | 0         | 0         | 0        | 0%        |
| Dentistry               | 0           | 0         | 0          | 0        | -                | 0         | 0         | 0        | -         | 0         | 0         | 0        | -          | 0               | 0         | 0        | -                         | 0        | 0         | 0             | -         | 0        | 0            | 0        | -         | 0          | 0         | 0        | -          | 0        | 0        | 0        | -         | 0         | 0         | 0        | -         |
| Graduate -CTS           | 3           | 1         | 0          | 0        | 33%              | 0         | 0         | 0        | 0%        | 0         | 0         | 0        | 0%         | 0               | 1         | 0        | 33%                       | 0        | 0         | 0             | 0%        | 0        | 0            | 0        | 0%        | 0          | 1         | 0        | 33%        | 0        | 0        | 0        | 0%        | 0         | 0         | 0        | 0%        |
| Medicine                | 47          | 6         | 10         | 0        | 34%              | 0         | 0         | 0        | 0%        | 3         | 1         | 0        | 9%         | 0               | 0         | 0        | 0%                        | 0        | 0         | 0             | 0%        | 0        | 0            | 0        | 0%        | 8          | 14        | 0        | 47%        | 0        | 0        | 0        | 0%        | 1         | 4         | 0        | 11%       |
| Nursing                 | 4           | 0         | 4          | 0        | 100%             | 0         | 0         | 0        | 0%        | 0         | 0         | 0        | 0%         | 0               | 0         | 0        | 0%                        | 0        | 0         | 0             | 0%        | 0        | 0            | 0        | 0%        | 0          | 0         | 0        | 0%         | 0        | 0        | 0        | 0%        | 0         | 0         | 0        | 0%        |
| Pharmacy                | 3           | 1         | 0          | 0        | 33%              | 0         | 0         | 0        | 0%        | 0         | 0         | 0        | 0%         | 0               | 0         | 0        | 0%                        | 0        | 0         | 0             | 0%        | 0        | 0            | 0        | 0%        | 1          | 1         | 0        | 67%        | 0        | 0        | 0        | 0%        | 0         | 0         | 0        | 0%        |
| Public Health           | 12          | 0         | 2          | 0        | 17%              | 0         | 0         | 0        | 0%        | 1         | 0         | 0        | 8%         | 0               | 1         | 0        | 8%                        | 0        | 0         | 0             | 0%        | 0        | 0            | 0        | 0%        | 5          | 3         | 0        | 67%        | 0        | 0        | 0        | 0%        | 0         | 0         | 0        | 0%        |
| <b>TOTAL OUHSC</b>      | <b>1100</b> | <b>86</b> | <b>536</b> | <b>0</b> | <b>57%</b>       | <b>11</b> | <b>43</b> | <b>0</b> | <b>5%</b> | <b>16</b> | <b>98</b> | <b>0</b> | <b>10%</b> | <b>49</b>       | <b>80</b> | <b>0</b> | <b>12%</b>                | <b>9</b> | <b>18</b> | <b>0</b>      | <b>2%</b> | <b>0</b> | <b>1</b>     | <b>0</b> | <b>0%</b> | <b>18</b>  | <b>33</b> | <b>0</b> | <b>5%</b>  | <b>3</b> | <b>9</b> | <b>0</b> | <b>1%</b> | <b>19</b> | <b>71</b> | <b>0</b> | <b>8%</b> |
| Allied Health           | 134         | 2         | 99         | 0        | 75%              | 0         | 0         | 0        | 0%        | 0         | 15        | 0        | 11%        | 0               | 3         | 0        | 2%                        | 1        | 3         | 0             | 3%        | 0        | 0            | 0        | 0%        | 0          | 1         | 0        | 1%         | 0        | 1        | 0        | 1%        | 2         | 7         | 0        | 7%        |
| Dentistry               | 48          | 0         | 30         | 0        | 63%              | 0         | 2         | 0        | 4%        | 0         | 9         | 0        | 19%        | 0               | 2         | 0        | 4%                        | 0        | 1         | 0             | 2%        | 0        | 0            | 0        | 0%        | 0          | 0         | 0        | 0%         | 0        | 1        | 0        | 2%        | 0         | 3         | 0        | 6%        |
| Graduate -CTS           | 3           | 1         | 0          | 0        | 33%              | 0         | 0         | 0        | 0%        | 0         | 0         | 0        | 0%         | 0               | 1         | 0        | 33%                       | 0        | 0         | 0             | 0%        | 0        | 0            | 0        | 0%        | 0          | 1         | 0        | 33%        | 0        | 0        | 0        | 0%        | 0         | 0         | 0        | 0%        |
| Medicine                | 248         | 51        | 66         | 0        | 47%              | 4         | 3         | 0        | 3%        | 7         | 6         | 0        | 5%         | 30              | 26        | 0        | 23%                       | 4        | 2         | 0             | 2%        | 0        | 0            | 0        | 0%        | 8          | 14        | 0        | 9%         | 2        | 1        | 0        | 1%        | 6         | 18        | 0        | 10%       |
| Nursing                 | 533         | 20        | 307        | 0        | 61%              | 3         | 34        | 0        | 7%        | 6         | 61        | 0        | 13%        | 10              | 33        | 0        | 8%                        | 3        | 9         | 0             | 2%        | 0        | 1            | 0        | 0%        | 1          | 0         | 0        | 0%         | 0        | 4        | 0        | 1%        | 7         | 34        | 0        | 8%        |
| Pharmacy                | 66          | 6         | 18         | 0        | 36%              | 2         | 2         | 0        | 6%        | 0         | 5         | 0        | 8%         | 7               | 7         | 0        | 21%                       | 1        | 3         | 0             | 6%        | 0        | 0            | 0        | 0%        | 1          | 2         | 0        | 5%         | 0        | 2        | 0        | 3%        | 4         | 6         | 0        | 15%       |
| Public Health           | 67          | 6         | 16         | 0        | 33%              | 2         | 2         | 0        | 6%        | 3         | 2         | 0        | 7%         | 2               | 7         | 0        | 13%                       | 0        | 0         | 0             | 0%        | 0        | 0            | 0        | 0%        | 8          | 15        | 0        | 34%        | 1        | 0        | 0        | 1%        | 0         | 3         | 0        | 4%        |
| Norman Inter-Campus     | 0           | 0         | 0          | 0        | -                | 0         | 0         | 0        | -         | 0         | 0         | 0        | -          | 0               | 0         | 0        | -                         | 0        | 0         | 0             | -         | 0        | 0            | 0        | -         | 0          | 0         | 0        | -          | 0        | 0        | 0        | -         | 0         | 0         | 0        | -         |
| Non-Degree              | 1           | 0         | 0          | 0        | 0%               | 0         | 0         | 0        | 0%        | 0         | 0         | 0        | 0%         | 0               | 1         | 0        | 100%                      | 0        | 0         | 0             | 0%        | 0        | 0            | 0        | 0%        | 0          | 0         | 0        | 0%         | 0        | 0        | 0        | 0%        | 0         | 0         | 0        | 0%        |

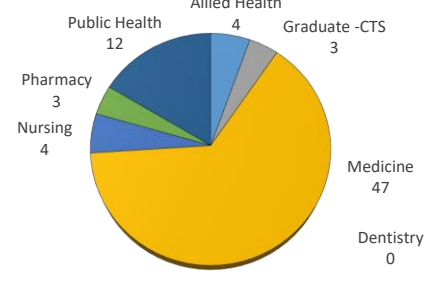
UNDERGRADUATE ADMITS



PROFESSIONAL ADMITS



GRADUATE COLLEGE ADMITS



IPEDS (Integrated Postsecondary Education Data System) is the core postsecondary education data collection program for the National Center for Education Statistics, a part of the Institute for Education Sciences within the United States Department of Education.

Prepared by the Office of Institutional Research using census data collected on September 2, 2022