

ADMITTED & ENROLLED BY LEVEL REPORT

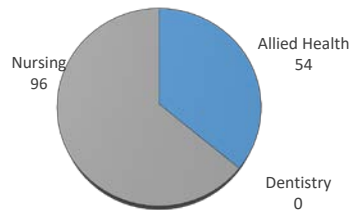
Summer 2021

Male/Female Ethnic (IPEDS) Totals

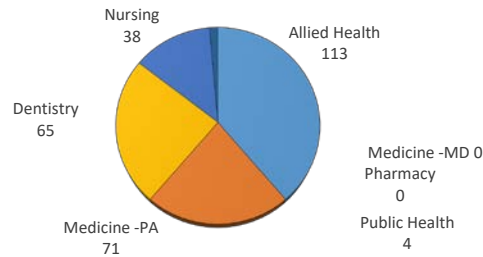
University of Oklahoma Health Sciences Center

LEVEL/COLLEGE	TOT	CAUCASIAN				AFRICAN AMERICAN				HISPANIC				ASIAN				AMERICAN INDIAN				HAWAIIAN/PACIFIC ISLANDER				INTERNATIONAL				MULTI-ETHNIC				UNREPORTED			
		M	F	U	%	M	F	U	%	M	F	U	%	M	F	U	%	M	F	U	%	M	F	U	%	M	F	U	%	M	F	U	%	M	F	U	%
UNDERGRADUATE	150	16	71	0	58%	0	4	0	3%	4	9	0	9%	4	15	0	13%	0	6	0	4%	0	0	0	0%	3	0	0	2%	1	1	0	1%	2	14	0	11%
Allied Health	54	6	28	0	63%	0	0	0	0%	2	3	0	9%	3	7	0	19%	0	1	0	2%	0	0	0	0%	1	0	0	2%	0	0	0	0%	0	3	0	6%
Dentistry	0	0	0	0	-	0	0	0	-	0	0	0	-	0	0	0	-	0	0	0	-	0	0	0	-	0	0	0	-	0	0	0	-	0	0	0	-
Nursing	96	10	43	0	55%	0	4	0	4%	2	6	0	8%	1	8	0	9%	0	5	0	5%	0	0	0	0%	2	0	0	2%	1	1	0	2%	2	11	0	14%
PROFESSIONAL	291	42	148	0	65%	0	6	0	2%	8	14	0	8%	9	19	0	10%	3	1	0	1%	0	0	0	0%	0	2	0	1%	2	3	0	2%	7	27	0	12%
Allied Health	113	14	70	0	74%	0	2	0	2%	3	2	0	4%	1	3	0	4%	1	0	0	1%	0	0	0	0%	0	1	0	1%	2	2	0	4%	2	10	0	11%
Dentistry	65	15	16	0	48%	0	0	0	0%	4	3	0	11%	5	12	0	26%	0	0	0	0%	0	1	0	2%	0	1	0	2%	3	5	0	12%				
Medicine -MD	0	0	0	0	-	0	0	0	-	0	0	0	-	0	0	0	-	0	0	0	-	0	0	0	-	0	0	0	-	0	0	0	-				
Medicine -PA	71	7	43	0	70%	0	0	0	0%	1	4	0	7%	3	1	0	6%	1	0	0	1%	0	0	0	0%	0	0	0	0%	2	9	0	15%				
Nursing	38	2	19	0	55%	0	4	0	11%	0	5	0	13%	0	3	0	8%	1	1	0	5%	0	0	0	0%	0	0	0	0%	0	3	0	8%				
Pharmacy	0	0	0	0	-	0	0	0	-	0	0	0	-	0	0	0	-	0	0	0	-	0	0	0	-	0	0	0	-	0	0	0	-				
Public Health	4	4	0	0	100%	0	0	0	0%	0	0	0	0%	0	0	0	0%	0	0	0	0%	0	0	0	0%	0	0	0	0%	0	0	0	0%				
GRADUATE COLLEGE	7	6	1	0	100%	0	0	0	0%	0	0	0	0%	0	0	0	0%	0	0	0	0%	0	0	0	0%	0	0	0	0%	0	0	0	0%				
Allied Health	0	0	0	0	-	0	0	0	-	0	0	0	-	0	0	0	-	0	0	0	-	0	0	0	-	0	0	0	-	0	0	0	-				
Dentistry	4	3	1	0	100%	0	0	0	0%	0	0	0	0%	0	0	0	0%	0	0	0	0%	0	0	0	0%	0	0	0	0%	0	0	0	0%				
Graduate -CTS	0	0	0	0	-	0	0	0	-	0	0	0	-	0	0	0	-	0	0	0	-	0	0	0	-	0	0	0	-	0	0	0	-				
Medicine	2	2	0	0	100%	0	0	0	0%	0	0	0	0%	0	0	0	0%	0	0	0	0%	0	0	0	0%	0	0	0	0%	0	0	0	0%				
Nursing	0	0	0	0	-	0	0	0	-	0	0	0	-	0	0	0	-	0	0	0	-	0	0	0	-	0	0	0	-	0	0	0	-				
Pharmacy	0	0	0	0	-	0	0	0	-	0	0	0	-	0	0	0	-	0	0	0	-	0	0	0	-	0	0	0	-	0	0	0	-				
Public Health	1	1	0	0	100%	0	0	0	0%	0	0	0	0%	0	0	0	0%	0	0	0	0%	0	0	0	0%	0	0	0	0%	0	0	0	0%				
TOTAL OUHSC	452	66	223	0	64%	0	10	0	2%	12	23	0	8%	13	34	0	10%	3	7	0	2%	0	0	0	0%	3	2	0	1%	3	4	0	2%	9	41	0	11%
Allied Health	167	21	98	0	71%	0	2	0	1%	5	5	0	6%	4	10	0	8%	1	1	0	1%	0	0	0	0%	1	1	0	1%	2	2	0	2%	2	13	0	9%
Dentistry	69	18	17	0	51%	0	0	0	0%	4	3	0	10%	5	12	0	25%	0	0	0	0%	0	1	0	1%	0	1	0	1%	3	5	0	12%				
Graduate -CTS	0	0	0	0	-	0	0	0	-	0	0	0	-	0	0	0	-	0	0	0	-	0	0	0	-	0	0	0	-	0	0	0	-				
Medicine	73	9	43	0	71%	0	0	0	0%	1	4	0	7%	3	1	0	5%	1	0	0	1%	0	0	0	0%	0	0	0	0%	2	9	0	15%				
Nursing	134	12	62	0	55%	0	8	0	6%	2	11	0	10%	1	11	0	9%	1	6	0	5%	0	0	0	0%	2	0	0	1%	1	1	0	1%	2	14	0	12%
Pharmacy	0	0	0	0	-	0	0	0	-	0	0	0	-	0	0	0	-	0	0	0	-	0	0	0	-	0	0	0	-	0	0	0	-				
Public Health	5	5	0	0	100%	0	0	0	0%	0	0	0	0%	0	0	0	0%	0	0	0	0%	0	0	0	0%	0	0	0	0%	0	0	0	0%				
Norman Inter-Campus Non-Degree	0	0	0	0	-	0	0	0	-	0	0	0	-	0	0	0	-	0	0	0	-	0	0	0	-	0	0	0	-	0	0	0	-	0	0	0	-
	4	1	3	0	100%	0	0	0	0%	0	0	0	0%	0	0	0	0%	0	0	0	0%	0	0	0	0%	0	0	0	0%	0	0	0	0%				

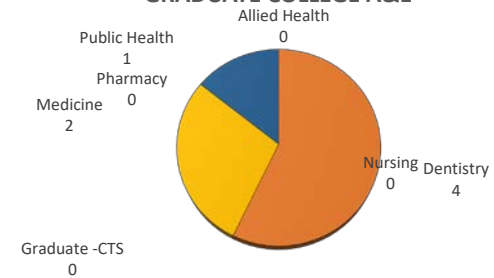
UNDERGRADUATE A&E



PROFESSIONAL A&E



GRADUATE COLLEGE A&E



IPEDS (Integrated Postsecondary Education Data System) is the core postsecondary education data collection program for the National Center for Education Statistics, a part of the Institute for Education Sciences within the United States Department of Education.

Prepared by the Office of Institutional Research using census data collected on July 11, 2021