

ADMITTED & ENROLLED BY LEVEL REPORT

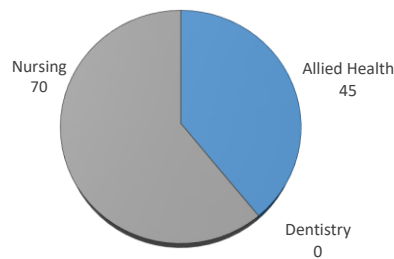
Summer 2020

Male/Female Ethnic (IPEDS) Totals

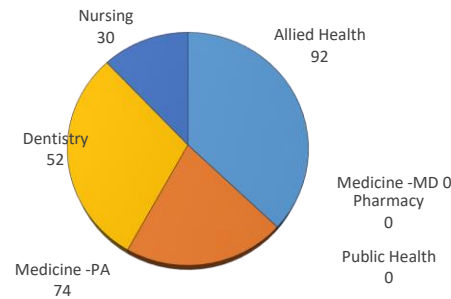
University of Oklahoma Health Sciences Center

LEVEL/COLLEGE	TOT	CAUCASIAN			AFRICAN AMERICAN			HISPANIC			ASIAN			AMERICAN INDIAN			HAWAIIAN/PACIFIC ISLANDER			INTERNATIONAL			MULTI-ETHNIC			UNREPORTED											
		M	F	U	%	M	F	U	%	M	F	U	%	M	F	U	%	M	F	U	%	M	F	U	%	M	F	U	%								
UNDERGRADUATE	115	12	59	0	62%	0	4	0	3%	3	12	0	13%	2	3	0	4%	1	5	0	5%	0	0	0	0%	0	1	0	1%	0	3	0	3%	1	9	0	9%
Allied Health	45	5	26	0	69%	0	0	0	0%	0	5	0	11%	1	1	0	4%	0	3	0	7%	0	0	0	0%	0	0	0	0%	0	2	0	4%	0	2	0	4%
Dentistry	0	0	0	0	-	0	0	0	-	0	0	0	-	0	0	0	-	0	0	0	-	0	0	0	-	0	0	0	-	0	0	0	-	0	0	0	-
Nursing	70	7	33	0	57%	0	4	0	6%	3	7	0	14%	1	2	0	4%	1	2	0	4%	0	0	0	0%	0	1	0	1%	0	1	0	1%	1	7	0	11%
PROFESSIONAL	248	50	125	0	71%	3	3	0	2%	6	9	0	6%	7	10	0	7%	3	4	0	3%	0	0	0	0%	1	0	0	0%	1	4	0	2%	8	14	0	9%
Allied Health	92	14	50	0	70%	0	0	0	0%	2	3	0	5%	1	3	0	4%	2	3	0	5%	0	0	0	0%	1	0	0	1%	0	1	0	1%	3	9	0	13%
Dentistry	52	24	9	0	63%	0	2	0	4%	2	1	0	6%	4	4	0	15%	0	1	0	2%	0	0	0	0%	0	0	0	0%	0	0	0	0%	4	1	0	10%
Medicine -MD	0	0	0	0	-	0	0	0	-	0	0	0	-	0	0	0	-	0	0	0	-	0	0	0	-	0	0	0	-	0	0	0	-	0	0	0	-
Medicine -PA	74	9	48	0	77%	3	1	0	5%	2	2	0	5%	1	2	0	4%	1	0	0	1%	0	0	0	0%	0	0	0	0%	1	0	0	1%	1	3	0	5%
Nursing	30	3	18	0	70%	0	0	0	0%	0	3	0	10%	1	1	0	7%	0	0	0	0%	0	0	0	0%	0	0	0	0%	0	3	0	10%	0	1	0	3%
Pharmacy	0	0	0	0	-	0	0	0	-	0	0	0	-	0	0	0	-	0	0	0	-	0	0	0	-	0	0	0	-	0	0	0	-	0	0	0	-
Public Health	0	0	0	0	-	0	0	0	-	0	0	0	-	0	0	0	-	0	0	0	-	0	0	0	-	0	0	0	-	0	0	0	-	0	0	0	-
GRADUATE COLLEGE	7	4	2	0	86%	0	0	0	0%	0	0	0	0%	0	0	0	0%	0	0	0	0%	0	0	0	0%	0	0	0	0%	0	0	0	0%	0	1	0	14%
Allied Health	0	0	0	0	-	0	0	0	-	0	0	0	-	0	0	0	-	0	0	0	-	0	0	0	-	0	0	0	-	0	0	0	-	0	0	0	-
Dentistry	4	3	1	0	100%	0	0	0	0%	0	0	0	0%	0	0	0	0%	0	0	0	0%	0	0	0	0%	0	0	0	0%	0	0	0	0%	0	0	0	0%
Graduate -CTS	0	0	0	0	-	0	0	0	-	0	0	0	-	0	0	0	-	0	0	0	-	0	0	0	-	0	0	0	-	0	0	0	-	0	0	0	-
Medicine	3	1	1	0	67%	0	0	0	0%	0	0	0	0%	0	0	0	0%	0	0	0	0%	0	0	0	0%	0	0	0	0%	0	0	0	0%	0	1	0	33%
Nursing	0	0	0	0	-	0	0	0	-	0	0	0	-	0	0	0	-	0	0	0	-	0	0	0	-	0	0	0	-	0	0	0	-	0	0	0	-
Pharmacy	0	0	0	0	-	0	0	0	-	0	0	0	-	0	0	0	-	0	0	0	-	0	0	0	-	0	0	0	-	0	0	0	-	0	0	0	-
Public Health	0	0	0	0	-	0	0	0	-	0	0	0	-	0	0	0	-	0	0	0	-	0	0	0	-	0	0	0	-	0	0	0	-	0	0	0	-
TOTAL OUHSC	370	66	186	0	68%	3	7	0	3%	9	21	0	8%	9	13	0	6%	4	9	0	4%	0	0	0	0%	1	1	0	1%	1	7	0	2%	9	24	0	9%
Allied Health	137	19	76	0	69%	0	0	0	0%	2	8	0	7%	2	4	0	4%	2	6	0	6%	0	0	0	0%	1	0	0	1%	0	3	0	2%	3	11	0	10%
Dentistry	56	27	10	0	66%	0	2	0	4%	2	1	0	5%	4	4	0	14%	0	1	0	2%	0	0	0	0%	0	0	0	0%	0	0	0	0%	4	1	0	9%
Graduate -CTS	0	0	0	0	-	0	0	0	-	0	0	0	-	0	0	0	-	0	0	0	-	0	0	0	-	0	0	0	-	0	0	0	-	0	0	0	-
Medicine	77	10	49	0	77%	3	1	0	5%	2	2	0	5%	1	2	0	4%	1	0	0	1%	0	0	0	0%	0	0	0	0%	1	0	0	1%	1	4	0	6%
Nursing	100	10	51	0	61%	0	4	0	4%	3	10	0	13%	2	3	0	5%	1	2	0	3%	0	0	0	0%	0	1	0	1%	0	4	0	4%	1	8	0	9%
Pharmacy	0	0	0	0	-	0	0	0	-	0	0	0	-	0	0	0	-	0	0	0	-	0	0	0	-	0	0	0	-	0	0	0	-	0	0	0	-
Public Health	0	0	0	0	-	0	0	0	-	0	0	0	-	0	0	0	-	0	0	0	-	0	0	0	-	0	0	0	-	0	0	0	-	0	0	0	-
Norman Inter-Campus	0	0	0	0	-	0	0	0	-	0	0	0	-	0	0	0	-	0	0	0	-	0	0	0	-	0	0	0	-	0	0	0	-	0	0	0	-
Non-Degree	0	0	0	0	-	0	0	0	-	0	0	0	-	0	0	0	-	0	0	0	-	0	0	0	-	0	0	0	-	0	0	0	-	0	0	0	-

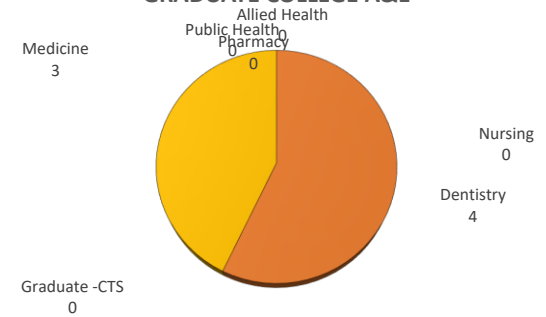
UNDERGRADUATE A&E



PROFESSIONAL A&E



GRADUATE COLLEGE A&E



IPEDS (Integrated Postsecondary Education Data System) is the core postsecondary education data collection program for the National Center for Education Statistics, a part of the Institute for Education Sciences within the United States Department of Education.