

ADMITTED BY LEVEL REPORT

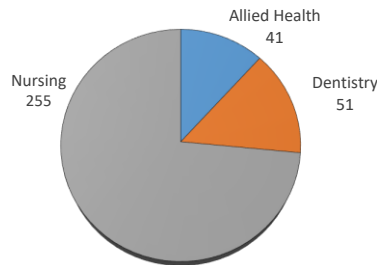
Fall 2020

Male/Female Ethnic (IPEDS) Totals

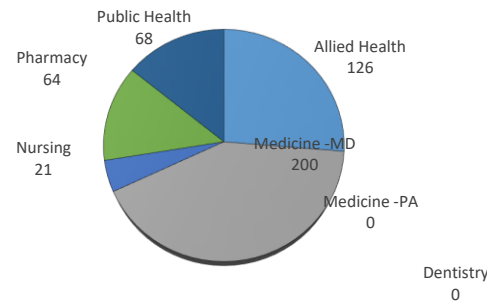
University of Oklahoma Health Sciences Center

LEVEL/COLLEGE	TOT	CAUCASIAN			AFRICAN AMERICAN			HISPANIC			ASIAN			AMERICAN INDIAN			HAWAIIAN/PACIFIC ISLANDER			INTERNATIONAL			MULTI-ETHNIC			UNREPORTED											
		M	F	U	%	M	F	U	%	M	F	U	%	M	F	U	%	M	F	U	%	M	F	U	%	M	F	U	%								
UNDERGRADUATE	347	18	182	0	58%	3	16	0	5%	6	42	0	14%	5	19	0	7%	2	13	0	4%	0	0	0	0%	0	2	0	1%	1	5	0	2%	3	30	0	10%
Allied Health	41	0	25	0	61%	0	0	0	0%	0	8	0	20%	0	0	0	0%	0	3	0	7%	0	0	0	0%	0	0	0	0%	1	0	0	2%	1	3	0	10%
Dentistry	51	0	27	0	53%	0	1	0	2%	0	7	0	14%	0	5	0	10%	0	3	0	6%	0	0	0	0%	0	1	0	2%	0	2	0	4%	0	5	0	10%
Nursing	255	18	130	0	58%	3	15	0	7%	6	27	0	13%	5	14	0	7%	2	7	0	4%	0	0	0	0%	0	1	0	0%	0	3	0	1%	2	22	0	9%
PROFESSIONAL	479	99	204	0	63%	8	10	0	4%	6	18	0	5%	19	46	0	14%	4	8	0	3%	1	0	0	0%	1	7	0	2%	3	6	0	2%	9	30	0	8%
Allied Health	126	8	87	0	75%	0	3	0	2%	1	8	0	7%	0	4	0	3%	0	3	0	2%	1	0	0	0%	0	0	0	0%	0	1	0	1%	0	10	0	8%
Dentistry	0	0	0	0	-	0	0	0	-	0	0	0	-	0	0	0	-	0	0	0	-	0	0	0	-	0	0	0	-	0	0	0	-	0	0	0	-
Medicine -MD	200	74	53	0	64%	5	3	0	4%	4	2	0	3%	11	20	0	16%	3	2	0	3%	0	0	0	0%	0	0	0	0%	2	4	0	3%	7	10	0	9%
Medicine -PA	0	0	0	0	-	0	0	0	-	0	0	0	-	0	0	0	-	0	0	0	-	0	0	0	-	0	0	0	-	0	0	0	-	0	0	0	-
Nursing	21	1	15	0	76%	0	0	0	0%	0	3	0	14%	0	0	0	0%	0	1	0	5%	0	0	0	0%	0	0	0	0%	0	0	0	0%	0	1	0	5%
Pharmacy	64	7	22	0	45%	2	3	0	8%	1	1	0	3%	6	14	0	31%	1	0	0	2%	0	0	0	0%	0	0	0	0%	0	1	0	2%	2	4	0	9%
Public Health	68	9	27	0	53%	1	1	0	3%	0	4	0	6%	2	8	0	15%	0	2	0	3%	0	0	0	0%	1	7	0	12%	1	0	0	1%	0	5	0	7%
GRADUATE COLLEGE	75	12	29	0	55%	0	1	0	1%	2	3	0	7%	3	3	0	8%	1	0	0	1%	0	0	0	0%	3	13	0	21%	1	0	0	1%	1	3	0	5%
Allied Health	6	1	3	0	67%	0	0	0	0%	0	0	0	0%	0	1	0	17%	0	0	0	0%	0	0	0	0%	0	1	0	17%	0	0	0	0%	0	0	0	0%
Dentistry	0	0	0	0	-	0	0	0	-	0	0	0	-	0	0	0	-	0	0	0	-	0	0	0	-	0	0	0	-	0	0	0	-	0	0	0	-
Graduate -CTS	5	0	2	0	40%	0	0	0	0%	0	0	0	0%	0	1	0	20%	0	0	0	0%	0	0	0	0%	0	0	0	0%	1	0	0	20%	0	1	0	20%
Medicine	39	10	14	0	62%	0	1	0	3%	2	1	0	8%	2	0	0	5%	0	0	0	0%	0	0	0	0%	2	4	0	15%	0	0	0	0%	1	2	0	8%
Nursing	8	0	7	0	88%	0	0	0	0%	0	1	0	13%	0	0	0	0%	0	0	0	0%	0	0	0	0%	0	0	0	0%	0	0	0	0%	0	0	0	0%
Pharmacy	1	1	0	0	100%	0	0	0	0%	0	0	0	0%	0	0	0	0%	0	0	0	0%	0	0	0	0%	0	0	0	0%	0	0	0	0%	0	0	0	0%
Public Health	16	0	3	0	19%	0	0	0	0%	0	1	0	6%	1	1	0	13%	1	0	0	6%	0	0	0	0%	1	8	0	56%	0	0	0	0%	0	0	0	0%
TOTAL OUHSC	907	129	417	0	60%	11	28	0	4%	14	63	0	8%	27	69	0	11%	7	21	0	3%	1	0	0	0%	4	22	0	3%	5	11	0	2%	13	65	0	9%
Allied Health	173	9	115	0	72%	0	3	0	2%	1	16	0	10%	0	5	0	3%	0	6	0	3%	1	0	0	1%	0	1	0	1%	1	1	0	1%	1	13	0	8%
Dentistry	51	0	27	0	53%	0	1	0	2%	0	7	0	14%	0	5	0	10%	0	3	0	6%	0	0	0	0%	0	1	0	2%	0	2	0	4%	0	5	0	10%
Graduate -CTS	5	0	2	0	40%	0	0	0	0%	0	0	0	0%	0	1	0	20%	0	0	0	0%	0	0	0	0%	0	0	0	0%	1	0	0	20%	0	1	0	20%
Medicine	239	84	67	0	63%	5	4	0	4%	6	3	0	4%	13	20	0	14%	3	2	0	2%	0	0	0	0%	2	4	0	3%	2	4	0	3%	8	12	0	8%
Nursing	284	19	152	0	60%	3	15	0	6%	6	31	0	13%	5	14	0	7%	2	8	0	4%	0	0	0	0%	0	1	0	0%	0	3	0	1%	2	23	0	9%
Pharmacy	65	8	22	0	46%	2	3	0	8%	1	1	0	3%	6	14	0	31%	1	0	0	2%	0	0	0	0%	0	0	0	0%	0	1	0	2%	2	4	0	9%
Public Health	84	9	30	0	46%	1	1	0	2%	0	5	0	6%	3	9	0	14%	1	2	0	4%	0	0	0	0%	2	15	0	20%	1	0	0	1%	0	5	0	6%
Norman Inter-Campus Non-Degree	0	0	0	0	-	0	0	0	-	0	0	0	-	0	0	0	-	0	0	0	-	0	0	0	-	0	0	0	-	0	0	0	-	0	0	0	-
Non-Degree	6	0	2	0	33%	0	1	0	17%	0	0	0	0%	0	1	0	17%	0	0	0	0%	0	0	0	0%	0	0	0	0%	0	0	0	0%	0	2	0	33%

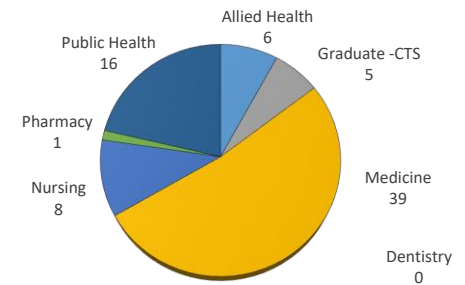
UNDERGRADUATE ADMITS



PROFESSIONAL ADMITS



GRADUATE COLLEGE ADMITS



IPEDS (Integrated Postsecondary Education Data System) is the core postsecondary education data collection program for the National Center for Education Statistics, a part of the Institute for Education Sciences within the United States Department of Education.

Prepared by the Office of Institutional Research using census data collected on September 4, 2020