

ADMITTED & ENROLLED BY LEVEL REPORT

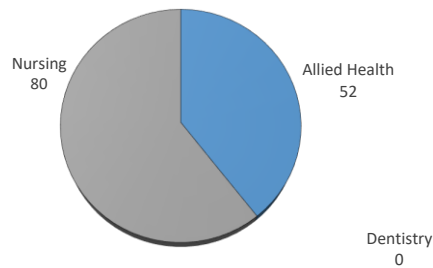
Summer 2019

Male/Female Ethnic (IPEDS) Totals

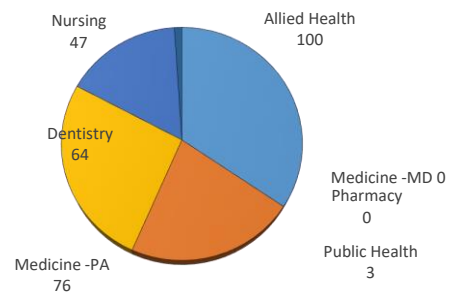
University of Oklahoma Health Sciences Center

LEVEL/COLLEGE	TOT	CAUCASIAN				AFRICAN AMERICAN				HISPANIC				ASIAN				AMERICAN INDIAN				HAWAIIAN/PACIFIC ISLANDER				INTERNATIONAL				MULTI-ETHNIC				UNREPORTED			
		M	F	U	%	M	F	U	%	M	F	U	%	M	F	U	%	M	F	U	%	M	F	U	%	M	F	U	%	M	F	U	%	M	F	U	%
UNDERGRADUATE	132	11	81	0	70%	1	2	0	2%	0	7	0	5%	2	8	0	8%	0	4	0	3%	0	0	0	0%	0	1	0	1%	0	3	0	2%	1	11	0	9%
Allied Health	52	4	29	0	63%	0	1	0	2%	0	3	0	6%	1	7	0	15%	0	1	0	2%	0	0	0	0%	0	0	0	0%	0	2	0	4%	1	3	0	8%
Dentistry	0	0	0	0	-	0	0	0	-	0	0	0	-	0	0	0	-	0	0	0	-	0	0	0	-	0	0	0	-	0	0	0	-	0	0	0	-
Nursing	80	7	52	0	74%	1	1	0	3%	0	4	0	5%	1	1	0	3%	0	3	0	4%	0	0	0	0%	0	1	0	1%	0	1	0	1%	0	8	0	10%
PROFESSIONAL	290	55	143	0	68%	0	2	0	1%	2	13	0	5%	13	14	0	9%	1	12	0	4%	1	0	0	0%	1	3	0	1%	0	4	0	1%	5	21	0	9%
Allied Health	100	16	53	0	69%	0	1	0	1%	0	2	0	2%	2	3	0	5%	1	6	0	7%	1	0	0	1%	0	1	0	1%	0	1	0	1%	0	13	0	13%
Dentistry	64	17	17	0	53%	0	0	0	0%	2	3	0	8%	10	5	0	23%	0	0	0	0%	0	0	0	0%	1	2	0	5%	0	0	0	0%	4	3	0	11%
Medicine -MD	0	0	0	0	-	0	0	0	-	0	0	0	-	0	0	0	-	0	0	0	-	0	0	0	-	0	0	0	-	0	0	0	-	0	0	0	-
Medicine -PA	76	14	46	0	79%	0	1	0	1%	0	3	0	4%	1	3	0	5%	0	2	0	3%	0	0	0	0%	0	0	0	0%	0	1	0	1%	0	5	0	7%
Nursing	47	7	25	0	68%	0	0	0	0%	0	5	0	11%	0	3	0	6%	0	4	0	9%	0	0	0	0%	0	0	0	0%	0	2	0	4%	1	0	0	2%
Pharmacy	0	0	0	0	-	0	0	0	-	0	0	0	-	0	0	0	-	0	0	0	-	0	0	0	-	0	0	0	-	0	0	0	-	0	0	0	-
Public Health	3	1	2	0	100%	0	0	0	0%	0	0	0	0%	0	0	0	0%	0	0	0	0%	0	0	0	0%	0	0	0	0%	0	0	0	0%	0	0	0	0%
GRADUATE COLLEGE	4	0	3	0	75%	0	0	0	0%	0	0	0	0%	0	0	0	0%	0	0	0	0%	0	0	0	0%	0	1	0	25%	0	0	0	0%	0	0	0	0%
Allied Health	2	0	2	0	100%	0	0	0	0%	0	0	0	0%	0	0	0	0%	0	0	0	0%	0	0	0	0%	0	0	0	0%	0	0	0	0%	0	0	0	0%
Dentistry	0	0	0	0	-	0	0	0	-	0	0	0	-	0	0	0	-	0	0	0	-	0	0	0	-	0	0	0	-	0	0	0	-	0	0	0	-
Graduate -CTS	0	0	0	0	-	0	0	0	-	0	0	0	-	0	0	0	-	0	0	0	-	0	0	0	-	0	0	0	-	0	0	0	-	0	0	0	-
Medicine	2	0	1	0	50%	0	0	0	0%	0	0	0	0%	0	0	0	0%	0	0	0	0%	0	0	0	0%	0	1	0	50%	0	0	0	0%	0	0	0	0%
Nursing	0	0	0	0	-	0	0	0	-	0	0	0	-	0	0	0	-	0	0	0	-	0	0	0	-	0	0	0	-	0	0	0	-	0	0	0	-
Pharmacy	0	0	0	0	-	0	0	0	-	0	0	0	-	0	0	0	-	0	0	0	-	0	0	0	-	0	0	0	-	0	0	0	-	0	0	0	-
Public Health	0	0	0	0	-	0	0	0	-	0	0	0	-	0	0	0	-	0	0	0	-	0	0	0	-	0	0	0	-	0	0	0	-	0	0	0	-
TOTAL OUHSC	427	66	228	0	69%	1	4	0	1%	2	20	0	5%	15	22	0	9%	1	16	0	4%	1	0	0	0%	1	5	0	1%	0	7	0	2%	6	32	0	9%
Allied Health	154	20	84	0	68%	0	2	0	1%	0	5	0	3%	3	10	0	8%	1	7	0	5%	1	0	0	1%	0	1	0	1%	0	3	0	2%	1	16	0	11%
Dentistry	64	17	17	0	53%	0	0	0	0%	2	3	0	8%	10	5	0	23%	0	0	0	0%	0	0	0	0%	1	2	0	5%	0	0	0	0%	4	3	0	11%
Graduate -CTS	0	0	0	0	-	0	0	0	-	0	0	0	-	0	0	0	-	0	0	0	-	0	0	0	-	0	0	0	-	0	0	0	-	0	0	0	-
Medicine	78	14	47	0	78%	0	1	0	1%	0	3	0	4%	1	3	0	5%	0	2	0	3%	0	0	0	0%	0	1	0	1%	0	1	0	1%	0	5	0	6%
Nursing	127	14	77	0	72%	1	1	0	2%	0	9	0	7%	1	4	0	4%	0	7	0	6%	0	0	0	0%	0	1	0	1%	0	3	0	2%	1	8	0	7%
Pharmacy	0	0	0	0	-	0	0	0	-	0	0	0	-	0	0	0	-	0	0	0	-	0	0	0	-	0	0	0	-	0	0	0	-	0	0	0	-
Public Health	3	1	2	0	100%	0	0	0	0%	0	0	0	0%	0	0	0	0%	0	0	0	0%	0	0	0	0%	0	0	0	0%	0	0	0	0%	0	0	0	0%
Norman Inter-Campus	0	0	0	0	-	0	0	0	-	0	0	0	-	0	0	0	-	0	0	0	-	0	0	0	-	0	0	0	-	0	0	0	-	0	0	0	-
Non-Degree	1	0	1	0	100%	0	0	0	0%	0	0	0	0%	0	0	0	0%	0	0	0	0%	0	0	0	0%	0	0	0	0%	0	0	0	0%	0	0	0	0%

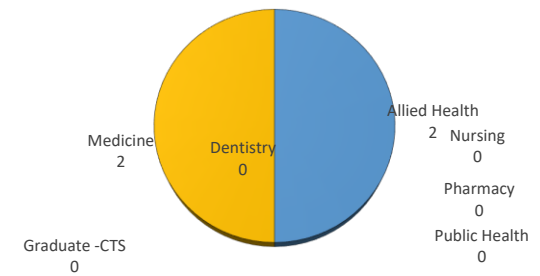
UNDERGRADUATE A&E



PROFESSIONAL A&E



GRADUATE COLLEGE A&E



IPEDS (Integrated Postsecondary Education Data System) is the core postsecondary education data collection program for the National Center for Education Statistics, a part of the Institute for Education Sciences within the United States Department of Education.