

COLLEGE OF NURSING - ENROLLMENT SUMMARY BY DEGREE

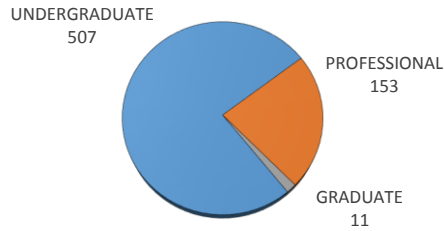
Spring 2019

Credit Enrollment and Full-Time Equivalent (FTE) Enrollment

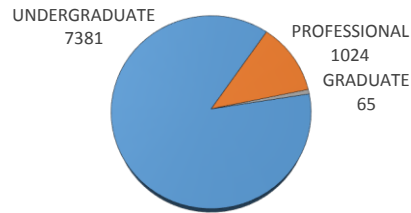
University of Oklahoma Health Sciences Center

CLASSIFICATION	ENROLLMENT			ENROLLMENT - TULSA			STUDENT CREDIT HOURS		FULL-TIME EQUIV	
	Male	Female	TOTAL	Male	Female	TOTAL	TOTAL	TULSA	TOTAL	TULSA
UNDERGRADUATE	71	436	507	24	109	133	7381	1921	492.41	128.22
Third-Year Students	33	183	216	14	34	48	3038	651	202.54	43.4
Fourth-Year Students	38	253	291	10	75	85	4343	1270	289.87	84.82
PROFESSIONAL	15	138	153	3	41	44	1024	348	85.35	29.01
Professional	15	137	152	3	41	44	1021	348	85.1	29.01
Professional - Special	0	1	1	0	0	0	3	0	0.25	0
GRADUATE	0	11	11	0	0	0	65	0	5.43	0
Graduate Students	0	11	11	0	0	0	65	0	5.43	0
Graduate - Unclassified	0	0	0	0	0	0	0	0	0	0
TOTAL - COLLEGE OF NURSING	86	585	671	27	150	177	8470	2269	583.19	157.23

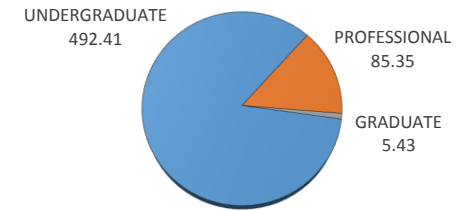
HEADCOUNT ENROLLMENT BY CLASSIFICATION



CREDIT HOURS ENROLLMENT BY CLASSIFICATION



FULL-TIME-EQUIVALENT ENROLLMENT BY CLASSIFICATION



* Full-Time Equivalent enrollment for Fall and Spring semesters is calculated by dividing Graduate and Professional enrollment credit hours by 12, the Undergraduate enrollment credit hours by 15. Full-Time Equivalent enrollment for Summer semesters is calculated by dividing enrollment credit hours for all levels by 6.