

APPLICANT BY LEVEL REPORT

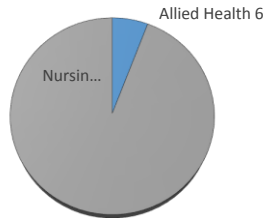
Male/Female Ethnic (IPEDS) Totals

Spring 2019

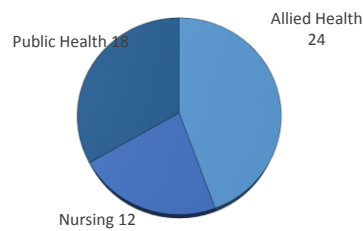
University of Oklahoma Health Sciences Center

LEVEL/COLLEGE	TOT	CAUCASIAN				AFRICAN AMERICAN				HISPANIC				ASIAN				AMERICAN INDIAN				HAWAIIAN/ PACIFIC ISLANDER				INTERNATIONAL				MULTI-ETHNIC				UNREPORTED			
		M	F	U	%	M	F	U	%	M	F	U	%	M	F	U	%	M	F	U	%	M	F	U	%	M	F	U	%	M	F	U	%	M	F	U	%
UNDERGRADUATE	103	5	41	0	45%	5	16	0	20%	2	10	0	12%	5	7	0	12%	0	1	0	1%	0	0	0	0%	0	1	0	1%	1	2	0	3%	2	5	0	7%
Allied Health	6	1	4	0	83%	0	0	0	0%	0	0	0	0%	0	0	0	0%	0	0	0	0%	0	0	0	0%	0	0	0	0%	0	0	0	0%	0	1	0	17%
Dentistry	0	0	0	0	-	0	0	0	-	0	0	0	-	0	0	0	-	0	0	0	-	0	0	0	-	0	0	0	-	0	0	0	-	0	0	0	-
Nursing	97	4	37	0	42%	5	16	0	22%	2	10	0	12%	5	7	0	12%	0	1	0	1%	0	0	0	0%	0	1	0	1%	1	2	0	3%	2	4	0	6%
PROFESSIONAL	54	5	26	0	57%	0	4	0	7%	0	3	0	6%	1	3	0	7%	0	1	0	2%	0	0	0	0%	1	5	0	11%	0	0	0	0%	2	3	0	9%
Allied Health	24	0	17	0	71%	0	2	0	8%	0	1	0	4%	1	1	0	8%	0	0	0	0%	0	0	0	0%	0	1	0	4%	0	0	0	0%	1	0	0	4%
Dentistry	0	0	0	0	-	0	0	0	-	0	0	0	-	0	0	0	-	0	0	0	-	0	0	0	-	0	0	0	-	0	0	0	-	0	0	0	-
Medicine -MD	0	0	0	0	-	0	0	0	-	0	0	0	-	0	0	0	-	0	0	0	-	0	0	0	-	0	0	0	-	0	0	0	-	0	0	0	-
Medicine -PA	0	0	0	0	-	0	0	0	-	0	0	0	-	0	0	0	-	0	0	0	-	0	0	0	-	0	0	0	-	0	0	0	-	0	0	0	-
Nursing	12	0	6	0	50%	0	1	0	8%	0	2	0	17%	0	0	0	0%	0	1	0	8%	0	0	0	0%	0	0	0	0%	0	0	0	0%	1	1	0	17%
Pharmacy	0	0	0	0	-	0	0	0	-	0	0	0	-	0	0	0	-	0	0	0	-	0	0	0	-	0	0	0	-	0	0	0	-	0	0	0	-
Public Health	18	5	3	0	44%	0	1	0	6%	0	0	0	0%	0	2	0	11%	0	0	0	0%	0	0	0	0%	1	4	0	28%	0	0	0	0%	0	2	0	11%
GRADUATE COLLEGE	20	2	8	0	50%	0	1	0	5%	0	1	0	5%	0	0	0	0%	0	0	0	0%	0	0	0	0%	1	4	0	25%	0	0	0	0%	1	2	0	15%
Allied Health	8	0	4	0	50%	0	0	0	0%	0	1	0	13%	0	0	0	0%	0	0	0	0%	0	0	0	0%	0	1	0	13%	0	0	0	0%	1	1	0	25%
Dentistry	0	0	0	0	-	0	0	0	-	0	0	0	-	0	0	0	-	0	0	0	-	0	0	0	-	0	0	0	-	0	0	0	-	0	0	0	-
Graduate -CTS	2	1	0	0	50%	0	0	0	0%	0	0	0	0%	0	0	0	0%	0	0	0	0%	0	0	0	0%	0	1	0	50%	0	0	0	0%	0	0	0	0%
Medicine	0	0	0	0	-	0	0	0	-	0	0	0	-	0	0	0	-	0	0	0	-	0	0	0	-	0	0	0	-	0	0	0	-	0	0	0	-
Nursing	0	0	0	0	-	0	0	0	-	0	0	0	-	0	0	0	-	0	0	0	-	0	0	0	-	0	0	0	-	0	0	0	-	0	0	0	-
Pharmacy	0	0	0	0	-	0	0	0	-	0	0	0	-	0	0	0	-	0	0	0	-	0	0	0	-	0	0	0	-	0	0	0	-	0	0	0	-
Public Health	10	1	4	0	50%	0	1	0	10%	0	0	0	0%	0	0	0	0%	0	0	0	0%	0	0	0	0%	1	2	0	30%	0	0	0	0%	0	1	0	10%
TOTAL OUHSC	185	20	78	0	53%	5	21	0	14%	2	14	0	9%	6	10	0	9%	0	2	0	1%	0	0	0	0%	2	10	0	6%	1	2	0	2%	5	10	0	8%
Allied Health	38	4	25	0	76%	0	2	0	5%	0	2	0	5%	1	1	0	5%	0	0	0	0%	0	0	0	0%	0	2	0	5%	0	0	0	0%	2	2	0	11%
Dentistry	0	0	0	0	-	0	0	0	-	0	0	0	-	0	0	0	-	0	0	0	-	0	0	0	-	0	0	0	-	0	0	0	-	0	0	0	-
Graduate -CTS	2	1	0	0	50%	0	0	0	0%	0	0	0	0%	0	0	0	0%	0	0	0	0%	0	0	0	0%	0	1	0	50%	0	0	0	0%	0	0	0	0%
Medicine	0	0	0	0	-	0	0	0	-	0	0	0	-	0	0	0	-	0	0	0	-	0	0	0	-	0	0	0	-	0	0	0	-	0	0	0	-
Nursing	109	4	43	0	43%	5	17	0	20%	2	12	0	13%	5	7	0	11%	0	2	0	2%	0	0	0	0%	0	1	0	1%	1	2	0	3%	3	5	0	7%
Pharmacy	0	0	0	0	-	0	0	0	-	0	0	0	-	0	0	0	-	0	0	0	-	0	0	0	-	0	0	0	-	0	0	0	-	0	0	0	-
Public Health	28	6	7	0	46%	0	2	0	7%	0	0	0	0%	0	2	0	7%	0	0	0	0%	0	0	0	0%	2	6	0	29%	0	0	0	0%	0	3	0	11%
Norman Inter-Campus Non-Degree	0	0	0	0	-	0	0	0	-	0	0	0	-	0	0	0	-	0	0	0	-	0	0	0	-	0	0	0	-	0	0	0	-	0	0	0	-
	8	5	3	0	100%	0	0	0	0%	0	0	0	0%	0	0	0	0%	0	0	0	0%	0	0	0	0%	0	0	0	0%	0	0	0	0%	0	0	0	0%

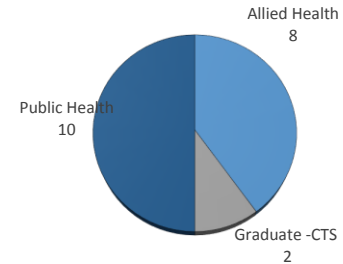
UNDERGRADUATE APPLICANTS



PROFESSIONAL APPLICANTS



GRADUATE COLLEGE APPLICANTS



IPEDS (Integrated Postsecondary Education Data System) is the core postsecondary education data collection program for the National Center for Education Statistics, a part of the Institute for Education Sciences within the United States Department of Education.

Prepared by the Office of Institutional Research using census data collected on January 28, 2019