

# ADMITTED BY LEVEL REPORT

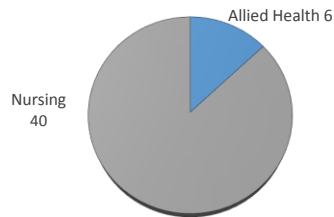
Spring 2019

Male/Female Ethnic (IPEDS) Totals

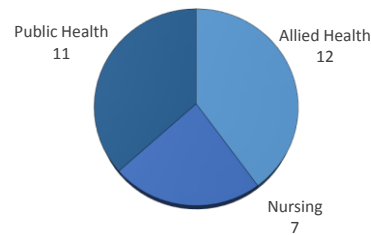
University of Oklahoma Health Sciences Center

LEVEL/COLLEGE	TOT	CAUCASIAN			AFRICAN AMERICAN			HISPANIC			ASIAN			AMERICAN INDIAN			HAWAIIAN/PACIFIC ISLANDER			INTERNATIONAL			MULTI-ETHNIC			UNREPORTED											
		M	F	U	%	M	F	U	%	M	F	U	%	M	F	U	%	M	F	U	%	M	F	U	%	M	F	U	%								
<b>UNDERGRADUATE</b>	<b>46</b>	<b>3</b>	<b>23</b>	<b>0</b>	<b>57%</b>	<b>1</b>	<b>4</b>	<b>0</b>	<b>11%</b>	<b>1</b>	<b>4</b>	<b>0</b>	<b>11%</b>	<b>3</b>	<b>2</b>	<b>0</b>	<b>11%</b>	<b>0</b>	<b>1</b>	<b>0</b>	<b>2%</b>	<b>0</b>	<b>0</b>	<b>0</b>	<b>0%</b>	<b>0</b>	<b>0</b>	<b>0</b>	<b>0%</b>	<b>1</b>	<b>0</b>	<b>0</b>	<b>2%</b>	<b>1</b>	<b>2</b>	<b>0</b>	<b>7%</b>
Allied Health	6	1	4	0	83%	0	0	0	0%	0	0	0	0%	0	0	0	0%	0	0	0	0%	0	0	0	0%	0	0	0	0%	0	0	1	0	17%			
Dentistry	0	0	0	0	-	0	0	0	-	0	0	0	-	0	0	0	-	0	0	0	-	0	0	0	-	0	0	0	-	0	0	0	0	-			
Nursing	40	2	19	0	53%	1	4	0	13%	1	4	0	13%	3	2	0	13%	0	1	0	3%	0	0	0	0%	0	0	0	0%	1	0	0	3%	1	1	0	5%
<b>PROFESSIONAL</b>	<b>30</b>	<b>4</b>	<b>13</b>	<b>0</b>	<b>57%</b>	<b>0</b>	<b>3</b>	<b>0</b>	<b>10%</b>	<b>0</b>	<b>1</b>	<b>0</b>	<b>3%</b>	<b>0</b>	<b>3</b>	<b>0</b>	<b>10%</b>	<b>0</b>	<b>1</b>	<b>0</b>	<b>3%</b>	<b>0</b>	<b>0</b>	<b>0</b>	<b>0%</b>	<b>1</b>	<b>1</b>	<b>0</b>	<b>7%</b>	<b>0</b>	<b>0</b>	<b>0</b>	<b>0%</b>	<b>1</b>	<b>2</b>	<b>0</b>	<b>10%</b>
Allied Health	12	0	9	0	75%	0	1	0	8%	0	0	0	0%	0	1	0	8%	0	0	0	0%	0	0	0	0%	0	0	0	0%	0	0	0	0%	1	0	0	8%
Dentistry	0	0	0	0	-	0	0	0	-	0	0	0	-	0	0	0	-	0	0	0	-	0	0	0	-	0	0	0	-	0	0	0	0	-			
Medicine -MD	0	0	0	0	-	0	0	0	-	0	0	0	-	0	0	0	-	0	0	0	-	0	0	0	-	0	0	0	-	0	0	0	0	-			
Medicine -PA	0	0	0	0	-	0	0	0	-	0	0	0	-	0	0	0	-	0	0	0	-	0	0	0	-	0	0	0	-	0	0	0	0	-			
Nursing	7	0	3	0	43%	0	1	0	14%	0	1	0	14%	0	0	0	0%	0	1	0	14%	0	0	0	0%	0	0	0	0%	0	0	1	0	14%			
Pharmacy	0	0	0	0	-	0	0	0	-	0	0	0	-	0	0	0	-	0	0	0	-	0	0	0	-	0	0	0	-	0	0	0	0	-			
Public Health	11	4	1	0	45%	0	1	0	9%	0	0	0	0%	0	2	0	18%	0	0	0	0%	1	1	0	18%	0	0	0	0%	0	0	1	0	9%			
<b>GRADUATE COLLEGE</b>	<b>13</b>	<b>1</b>	<b>7</b>	<b>0</b>	<b>62%</b>	<b>0</b>	<b>0</b>	<b>0</b>	<b>0%</b>	<b>0</b>	<b>1</b>	<b>0</b>	<b>8%</b>	<b>0</b>	<b>0</b>	<b>0</b>	<b>0%</b>	<b>0</b>	<b>0</b>	<b>0</b>	<b>0%</b>	<b>0</b>	<b>0</b>	<b>0</b>	<b>0%</b>	<b>0</b>	<b>2</b>	<b>0</b>	<b>15%</b>	<b>0</b>	<b>0</b>	<b>0</b>	<b>0%</b>	<b>1</b>	<b>1</b>	<b>0</b>	<b>15%</b>
Allied Health	8	0	4	0	50%	0	0	0	0%	0	1	0	13%	0	0	0	0%	0	0	0	0%	0	1	0	13%	0	0	0	0%	0	0	0	0%	1	1	0	25%
Dentistry	0	0	0	0	-	0	0	0	-	0	0	0	-	0	0	0	-	0	0	0	-	0	0	0	-	0	0	0	-	0	0	0	0	-			
Graduate -CTS	2	1	0	0	50%	0	0	0	0%	0	0	0	0%	0	0	0	0%	0	0	0	0%	0	1	0	50%	0	0	0	0%	0	0	0	0	0%			
Medicine	0	0	0	0	-	0	0	0	-	0	0	0	-	0	0	0	-	0	0	0	-	0	0	0	-	0	0	0	-	0	0	0	0	-			
Nursing	0	0	0	0	-	0	0	0	-	0	0	0	-	0	0	0	-	0	0	0	-	0	0	0	-	0	0	0	-	0	0	0	0	-			
Pharmacy	0	0	0	0	-	0	0	0	-	0	0	0	-	0	0	0	-	0	0	0	-	0	0	0	-	0	0	0	-	0	0	0	0	-			
Public Health	3	0	3	0	100%	0	0	0	0%	0	0	0	0%	0	0	0	0%	0	0	0	0%	0	0	0	0%	0	0	0	0%	0	0	0	0	0%			
<b>TOTAL OUHSC</b>	<b>95</b>	<b>13</b>	<b>46</b>	<b>0</b>	<b>62%</b>	<b>1</b>	<b>7</b>	<b>0</b>	<b>8%</b>	<b>1</b>	<b>6</b>	<b>0</b>	<b>7%</b>	<b>3</b>	<b>5</b>	<b>0</b>	<b>8%</b>	<b>0</b>	<b>2</b>	<b>0</b>	<b>2%</b>	<b>0</b>	<b>0</b>	<b>0</b>	<b>0%</b>	<b>1</b>	<b>3</b>	<b>0</b>	<b>4%</b>	<b>1</b>	<b>0</b>	<b>0</b>	<b>1%</b>	<b>3</b>	<b>5</b>	<b>0</b>	<b>8%</b>
Allied Health	26	3	17	0	77%	0	1	0	4%	0	1	0	4%	0	1	0	4%	0	0	0	0%	0	1	0	4%	0	0	0	0%	0	0	0	0%	2	2	0	15%
Dentistry	0	0	0	0	-	0	0	0	-	0	0	0	-	0	0	0	-	0	0	0	-	0	0	0	-	0	0	0	-	0	0	0	0	-			
Graduate -CTS	2	1	0	0	50%	0	0	0	0%	0	0	0	0%	0	0	0	0%	0	0	0	0%	0	1	0	50%	0	0	0	0%	0	0	0	0	0%			
Medicine	0	0	0	0	-	0	0	0	-	0	0	0	-	0	0	0	-	0	0	0	-	0	0	0	-	0	0	0	-	0	0	0	0	-			
Nursing	47	2	22	0	51%	1	5	0	13%	1	5	0	13%	3	2	0	11%	0	2	0	4%	0	0	0	0%	0	0	0	0%	1	0	0	2%	1	2	0	6%
Pharmacy	0	0	0	0	-	0	0	0	-	0	0	0	-	0	0	0	-	0	0	0	-	0	0	0	-	0	0	0	-	0	0	0	0	-			
Public Health	14	4	4	0	57%	0	1	0	7%	0	0	0	0%	0	2	0	14%	0	0	0	0%	1	1	0	14%	0	0	0	0%	0	0	1	0	7%			
Norman Inter-Campus Non-Degree	0	0	0	0	-	0	0	0	-	0	0	0	-	0	0	0	-	0	0	0	-	0	0	0	-	0	0	0	-	0	0	0	0	-			
	6	3	3	0	100%	0	0	0	0%	0	0	0	0%	0	0	0	0%	0	0	0	0%	0	0	0	0%	0	0	0	0%	0	0	0	0	0%			

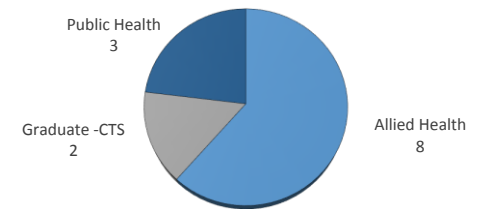
UNDERGRADUATE ADMITS



PROFESSIONAL ADMITS



GRADUATE COLLEGE ADMITS



IPEDS (Integrated Postsecondary Education Data System) is the core postsecondary education data collection program for the National Center for Education Statistics, a part of the Institute for Education Sciences within the United States Department of Education.

Prepared by the Office of Institutional Research using census data collected on January 28, 2019