

ADMITTED & ENROLLED BY LEVEL REPORT

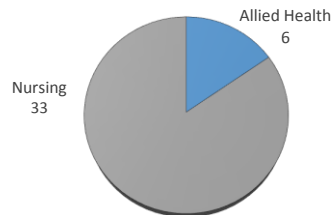
Spring 2019

Male/Female Ethnic (IPEDS) Totals

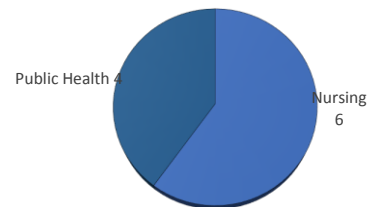
University of Oklahoma Health Sciences Center

LEVEL/COLLEGE	TOT	CAUCASIAN				AFRICAN AMERICAN				HISPANIC				ASIAN				AMERICAN INDIAN				HAWAIIAN/PACIFIC ISLANDER				INTERNATIONAL				MULTI-ETHNIC				UNREPORTED			
		M	F	U	%	M	F	U	%	M	F	U	%	M	F	U	%	M	F	U	%	M	F	U	%	M	F	U	%	M	F	U	%	M	F	U	%
UNDERGRADUATE	39	3	19	0	56%	1	2	0	8%	1	4	0	13%	2	2	0	10%	0	1	0	3%	0	0	0	0%	0	0	0	0%	1	0	0	3%	1	2	0	8%
Allied Health	6	1	4	0	83%	0	0	0	0%	0	0	0	0%	0	0	0	0%	0	0	0	0%	0	0	0	0%	0	0	0	0%	0	0	0	0%	0	1	0	17%
Dentistry	0	0	0	0	-	0	0	0	-	0	0	0	-	0	0	0	-	0	0	0	-	0	0	0	-	0	0	0	-	0	0	0	-				
Nursing	33	2	15	0	52%	1	2	0	9%	1	4	0	15%	2	2	0	12%	0	1	0	3%	0	0	0	0%	1	0	0	3%	1	1	0	6%				
PROFESSIONAL	10	1	2	0	30%	0	2	0	20%	0	1	0	10%	0	1	0	10%	0	0	0	0%	0	0	0	0%	0	0	0	0%	0	2	0	20%				
Allied Health	0	0	0	0	-	0	0	0	-	0	0	0	-	0	0	0	-	0	0	0	-	0	0	0	-	0	0	0	-	0	0	0	-				
Dentistry	0	0	0	0	-	0	0	0	-	0	0	0	-	0	0	0	-	0	0	0	-	0	0	0	-	0	0	0	-								
Medicine -MD	0	0	0	0	-	0	0	0	-	0	0	0	-	0	0	0	-	0	0	0	-	0	0	0	-	0	0	0	-								
Medicine -PA	0	0	0	0	-	0	0	0	-	0	0	0	-	0	0	0	-	0	0	0	-	0	0	0	-	0	0	0	-								
Nursing	6	0	2	0	33%	0	1	0	17%	0	1	0	17%	0	0	0	0%	0	1	0	17%	0	0	0	0%	0	1	0	17%								
Pharmacy	0	0	0	0	-	0	0	0	-	0	0	0	-	0	0	0	-	0	0	0	-	0	0	0	-	0	0	0	-								
Public Health	4	1	0	0	25%	0	1	0	25%	0	0	0	0%	0	1	0	25%	0	0	0	0%	0	0	0	0%	0	0	0	0%								
GRADUATE COLLEGE	7	1	4	0	71%	0	0	0	0%	0	0	0	0%	0	0	0	0%	0	0	0	0%	0	1	0	14%	0	0	0	0%	0	1	0	14%				
Allied Health	2	0	1	0	50%	0	0	0	0%	0	0	0	0%	0	0	0	0%	0	0	0	0%	0	0	0	0%	0	0	0	0%	0	1	0	50%				
Dentistry	0	0	0	0	-	0	0	0	-	0	0	0	-	0	0	0	-	0	0	0	-	0	0	0	-	0	0	0	-								
Graduate -CTS	2	1	0	0	50%	0	0	0	0%	0	0	0	0%	0	0	0	0%	0	0	0	0%	0	1	0	50%	0	0	0	0%								
Medicine	0	0	0	0	-	0	0	0	-	0	0	0	-	0	0	0	-	0	0	0	-	0	0	0	-	0	0	0	-								
Nursing	0	0	0	0	-	0	0	0	-	0	0	0	-	0	0	0	-	0	0	0	-	0	0	0	-	0	0	0	-								
Pharmacy	0	0	0	0	-	0	0	0	-	0	0	0	-	0	0	0	-	0	0	0	-	0	0	0	-	0	0	0	-								
Public Health	3	0	3	0	100%	0	0	0	0%	0	0	0	0%	0	0	0	0%	0	0	0	0%	0	0	0	0%	0	0	0	0%								
TOTAL OUHSC	60	8	27	0	58%	1	4	0	8%	1	5	0	10%	2	3	0	8%	0	2	0	3%	0	0	0	0%	0	1	0	2%	1	0	0	2%	1	5	0	10%
Allied Health	8	2	5	0	88%	0	0	0	0%	0	0	0	0%	0	0	0	0%	0	0	0	0%	0	0	0	0%	0	0	0	0%	0	2	0	25%				
Dentistry	0	0	0	0	-	0	0	0	-	0	0	0	-	0	0	0	-	0	0	0	-	0	0	0	-	0	0	0	-								
Graduate -CTS	2	1	0	0	50%	0	0	0	0%	0	0	0	0%	0	0	0	0%	0	0	0	0%	0	1	0	50%	0	0	0	0%								
Medicine	0	0	0	0	-	0	0	0	-	0	0	0	-	0	0	0	-	0	0	0	-	0	0	0	-	0	0	0	-								
Nursing	39	2	17	0	49%	1	3	0	10%	1	5	0	15%	2	2	0	10%	0	2	0	5%	0	0	0	0%	1	0	0	3%	1	2	0	8%				
Pharmacy	0	0	0	0	-	0	0	0	-	0	0	0	-	0	0	0	-	0	0	0	-	0	0	0	-	0	0	0	-								
Public Health	7	1	3	0	57%	0	1	0	14%	0	0	0	0%	0	1	0	14%	0	0	0	0%	0	0	0	0%	0	0	0	0%	0	1	0	14%				
Norman Inter-Campus Non-Degree	0	0	0	0	-	0	0	0	-	0	0	0	-	0	0	0	-	0	0	0	-	0	0	0	-	0	0	0	-	0	0	0	-				
Non-Degree	4	2	2	0	100%	0	0	0	0%	0	0	0	0%	0	0	0	0%	0	0	0	0%	0	0	0	0%	0	0	0	0%	0	0	0	0%				

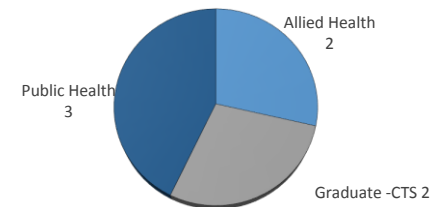
UNDERGRADUATE A&E



PROFESSIONAL A&E



GRADUATE COLLEGE A&E



IPEDS (Integrated Postsecondary Education Data System) is the core postsecondary education data collection program for the National Center for Education Statistics, a part of the Institute for Education Sciences within the United States Department of Education.

Prepared by the Office of Institutional Research using census data collected on January 28, 2019