

COLLEGE OF NURSING - ENROLLMENT SUMMARY BY DEGREE

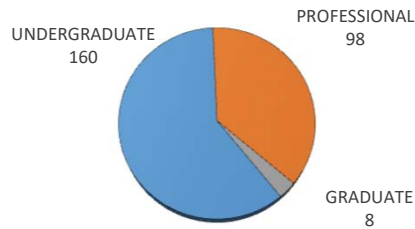
Summer 2018

Credit Enrollment and Full-Time Equivalent (FTE) Enrollment

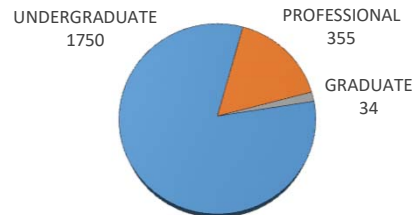
University of Oklahoma Health Sciences Center

CLASSIFICATION	ENROLLMENT			ENROLLMENT - TULSA			STUDENT CREDIT HOURS		FULL-TIME EQUIV	
	Male	Female	TOTAL	Male	Female	TOTAL	TOTAL	TULSA	TOTAL	TULSA
UNDERGRADUATE	29	131	160	10	57	67	1750	730	291.93	121.76
Third-Year Students	13	63	76	5	31	36	912	432	152	72
Fourth-Year Students	16	68	84	5	26	31	838	298	139.93	49.76
PROFESSIONAL	8	90	98	1	26	27	355	108	59.16	18
Professional	8	89	97	1	26	27	352	108	58.66	18
Professional - Special	0	1	1	0	0	0	3	0	0.5	0
GRADUATE	0	8	8	0	0	0	34	0	5.67	0
Graduate Students	0	8	8	0	0	0	34	0	5.67	0
Graduate - Unclassified	0	0	0	0	0	0	0	0	0	0
TOTAL - COLLEGE OF NURSING	37	229	266	11	83	94	2139	838	356.76	139.76

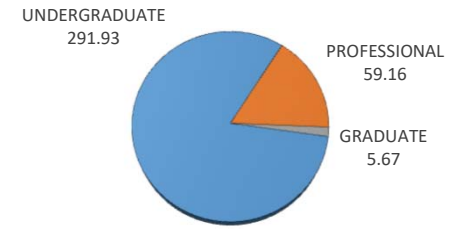
HEADCOUNT ENROLLMENT BY CLASSIFICATION



CREDIT HOURS ENROLLMENT BY CLASSIFICATION



FULL-TIME-EQUIVALENT ENROLLMENT BY CLASSIFICATION



* Full-Time Equivalent enrollment for Fall and Spring semesters is calculated by dividing Graduate and Professional enrollment credit hours by 12, the Undergraduate enrollment credit hours by 15. Full-Time Equivalent enrollment for Summer semesters is calculated by dividing enrollment credit hours for all levels by 6.