

# ADMITTED BY LEVEL REPORT

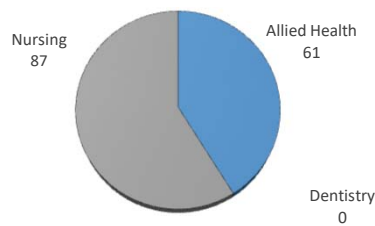
Summer 2018

Male/Female Ethnic (IPEDS) Totals

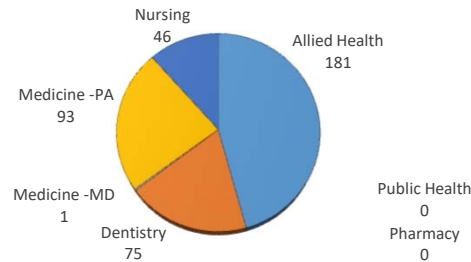
University of Oklahoma Health Sciences Center

LEVEL/COLLEGE	TOT	CAUCASIAN				AFRICAN AMERICAN				HISPANIC				ASIAN				AMERICAN INDIAN				HAWAIIAN/PACIFIC ISLANDER				INTERNATIONAL				MULTI-ETHNIC				UNREPORTED			
		M	F	U	%	M	F	U	%	M	F	U	%	M	F	U	%	M	F	U	%	M	F	U	%	M	F	U	%	M	F	U	%				
<b>UNDERGRADUATE</b>	<b>148</b>	<b>17</b>	<b>79</b>	<b>0</b>	<b>65%</b>	<b>2</b>	<b>6</b>	<b>0</b>	<b>5%</b>	<b>1</b>	<b>10</b>	<b>0</b>	<b>7%</b>	<b>5</b>	<b>6</b>	<b>0</b>	<b>7%</b>	<b>0</b>	<b>8</b>	<b>0</b>	<b>5%</b>	<b>0</b>	<b>0</b>	<b>0</b>	<b>0%</b>	<b>0</b>	<b>1</b>	<b>0</b>	<b>1%</b>	<b>0</b>	<b>4</b>	<b>0</b>	<b>3%</b>	<b>1</b>	<b>8</b>	<b>0</b>	<b>6%</b>
Allied Health	61	8	29	0	61%	1	2	0	5%	0	5	0	8%	4	3	0	11%	0	3	0	5%	0	0	0	0%	0	0	0	0%	0	2	0	3%	0	4	0	7%
Dentistry	0	0	0	0	-	0	0	0	-	0	0	0	-	0	0	0	-	0	0	0	-	0	0	0	-	0	0	0	-	0	0	0	-	0	0	0	-
Nursing	87	9	50	0	68%	1	4	0	6%	1	5	0	7%	1	3	0	5%	0	5	0	6%	0	0	0	0%	0	1	0	1%	0	2	0	2%	1	4	0	6%
<b>PROFESSIONAL</b>	<b>396</b>	<b>96</b>	<b>195</b>	<b>0</b>	<b>73%</b>	<b>2</b>	<b>6</b>	<b>0</b>	<b>2%</b>	<b>3</b>	<b>12</b>	<b>0</b>	<b>4%</b>	<b>8</b>	<b>16</b>	<b>0</b>	<b>6%</b>	<b>4</b>	<b>6</b>	<b>0</b>	<b>3%</b>	<b>0</b>	<b>0</b>	<b>0</b>	<b>0%</b>	<b>2</b>	<b>2</b>	<b>0</b>	<b>1%</b>	<b>2</b>	<b>10</b>	<b>0</b>	<b>3%</b>	<b>10</b>	<b>22</b>	<b>0</b>	<b>8%</b>
Allied Health	181	44	100	0	80%	1	1	0	1%	2	4	0	3%	2	1	0	2%	2	1	0	2%	0	0	0	0%	1	0	0	1%	1	2	0	2%	5	14	0	10%
Dentistry	75	31	16	0	63%	1	0	0	1%	1	0	0	1%	4	10	0	19%	1	1	0	3%	0	0	0	0%	1	0	0	1%	0	2	0	3%	3	4	0	9%
Medicine -MD	1	0	1	0	100%	0	0	0	0%	0	0	0	0%	0	0	0	0%	0	0	0	0%	0	0	0	0%	0	0	0	0%	0	0	0	0%	0	0	0	0%
Medicine -PA	93	17	50	0	72%	0	1	0	1%	0	7	0	8%	2	3	0	5%	0	4	0	4%	0	0	0	0%	0	0	0	0%	0	4	0	4%	2	3	0	5%
Nursing	46	4	28	0	70%	0	4	0	9%	0	1	0	2%	0	2	0	4%	1	0	0	2%	0	0	0	0%	0	2	0	4%	1	2	0	7%	0	1	0	2%
Pharmacy	0	0	0	0	-	0	0	0	-	0	0	0	-	0	0	0	-	0	0	0	-	0	0	0	-	0	0	0	-	0	0	0	-	0	0	0	-
Public Health	0	0	0	0	-	0	0	0	-	0	0	0	-	0	0	0	-	0	0	0	-	0	0	0	-	0	0	0	-	0	0	0	-	0	0	0	-
<b>GRADUATE COLLEGE</b>	<b>17</b>	<b>6</b>	<b>8</b>	<b>0</b>	<b>82%</b>	<b>0</b>	<b>0</b>	<b>0</b>	<b>0%</b>	<b>0</b>	<b>0</b>	<b>0</b>	<b>0%</b>	<b>0</b>	<b>1</b>	<b>0</b>	<b>6%</b>	<b>0</b>	<b>0</b>	<b>0</b>	<b>0%</b>	<b>0</b>	<b>0</b>	<b>0</b>	<b>0%</b>	<b>1</b>	<b>0</b>	<b>0</b>	<b>6%</b>	<b>0</b>	<b>0</b>	<b>0</b>	<b>0%</b>	<b>1</b>	<b>0</b>	<b>0</b>	<b>6%</b>
Allied Health	8	1	6	0	88%	0	0	0	0%	0	0	0	0%	0	1	0	13%	0	0	0	0%	0	0	0	0%	0	0	0	0%	0	0	0	0%	0	0	0	0%
Dentistry	7	4	1	0	71%	0	0	0	0%	0	0	0	0%	0	0	0	0%	0	0	0	0%	0	0	0	0%	1	0	0	14%	0	0	0	0%	1	0	0	14%
Graduate -CTS	0	0	0	0	-	0	0	0	-	0	0	0	-	0	0	0	-	0	0	0	-	0	0	0	-	0	0	0	-	0	0	0	-	0	0	0	-
Medicine	2	1	1	0	100%	0	0	0	0%	0	0	0	0%	0	0	0	0%	0	0	0	0%	0	0	0	0%	0	0	0	0%	0	0	0	0%	0	0	0	0%
Nursing	0	0	0	0	-	0	0	0	-	0	0	0	-	0	0	0	-	0	0	0	-	0	0	0	-	0	0	0	-	0	0	0	-	0	0	0	-
Pharmacy	0	0	0	0	-	0	0	0	-	0	0	0	-	0	0	0	-	0	0	0	-	0	0	0	-	0	0	0	-	0	0	0	-	0	0	0	-
Public Health	0	0	0	0	-	0	0	0	-	0	0	0	-	0	0	0	-	0	0	0	-	0	0	0	-	0	0	0	-	0	0	0	-	0	0	0	-
<b>TOTAL OUHSC</b>	<b>567</b>	<b>120</b>	<b>287</b>	<b>0</b>	<b>72%</b>	<b>4</b>	<b>12</b>	<b>0</b>	<b>3%</b>	<b>4</b>	<b>22</b>	<b>0</b>	<b>5%</b>	<b>13</b>	<b>23</b>	<b>0</b>	<b>6%</b>	<b>4</b>	<b>14</b>	<b>0</b>	<b>3%</b>	<b>0</b>	<b>0</b>	<b>0</b>	<b>0%</b>	<b>3</b>	<b>3</b>	<b>0</b>	<b>1%</b>	<b>2</b>	<b>14</b>	<b>0</b>	<b>3%</b>	<b>12</b>	<b>30</b>	<b>0</b>	<b>7%</b>
Allied Health	250	53	135	0	75%	2	3	0	2%	2	9	0	4%	6	5	0	4%	2	4	0	2%	0	0	0	0%	1	0	0	0%	1	4	0	2%	5	18	0	9%
Dentistry	82	35	17	0	63%	1	0	0	1%	1	0	0	1%	4	10	0	17%	1	1	0	2%	0	0	0	0%	2	0	0	2%	0	2	0	2%	4	4	0	10%
Graduate -CTS	0	0	0	0	-	0	0	0	-	0	0	0	-	0	0	0	-	0	0	0	-	0	0	0	-	0	0	0	-	0	0	0	-	0	0	0	-
Medicine	96	18	52	0	73%	0	1	0	1%	0	7	0	7%	2	3	0	5%	0	4	0	4%	0	0	0	0%	0	0	0	0%	0	4	0	4%	2	3	0	5%
Nursing	133	13	78	0	68%	1	8	0	7%	1	6	0	5%	1	5	0	5%	1	5	0	5%	0	0	0	0%	0	3	0	2%	1	4	0	4%	1	5	0	5%
Pharmacy	0	0	0	0	-	0	0	0	-	0	0	0	-	0	0	0	-	0	0	0	-	0	0	0	-	0	0	0	-	0	0	0	-	0	0	0	-
Public Health	0	0	0	0	-	0	0	0	-	0	0	0	-	0	0	0	-	0	0	0	-	0	0	0	-	0	0	0	-	0	0	0	-	0	0	0	-
Norman Inter-Campus Non-Degree	0	0	0	0	-	0	0	0	-	0	0	0	-	0	0	0	-	0	0	0	-	0	0	0	-	0	0	0	-	0	0	0	-	0	0	0	-
Non-Degree	6	1	5	0	100%	0	0	0	0%	0	0	0	0%	0	0	0	0%	0	0	0	0%	0	0	0	0%	0	0	0	0%	0	0	0	0%	0	0	0	0%

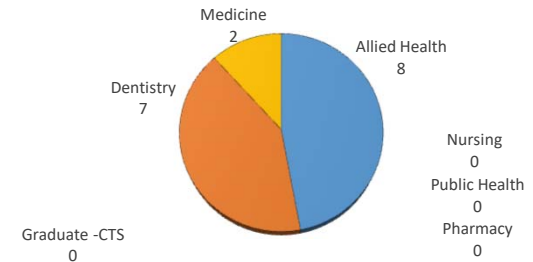
UNDERGRADUATE ADMITS



PROFESSIONAL ADMITS



GRADUATE COLLEGE ADMITS



IPEDS (Integrated Postsecondary Education Data System) is the core postsecondary education data collection program for the National Center for Education Statistics, a part of the Institute for Education Sciences within the United States Department of Education.

Prepared by the Office of Institutional Research using census data collected on June 8, 2018