

ADMITTED & ENROLLED BY LEVEL REPORT

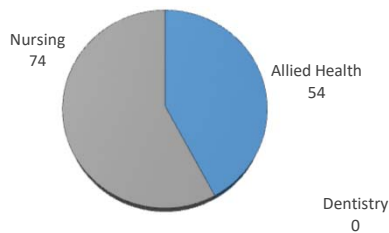
Summer 2018

Male/Female Ethnic (IPEDS) Totals

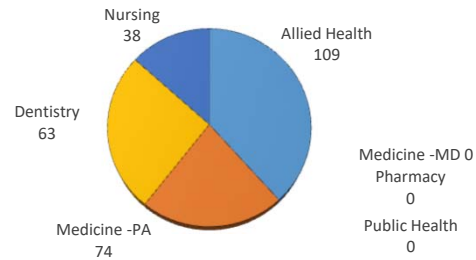
University of Oklahoma Health Sciences Center

LEVEL/COLLEGE	TOT	CAUCASIAN				AFRICAN AMERICAN				HISPANIC				ASIAN				AMERICAN INDIAN				HAWAIIAN/PACIFIC ISLANDER				INTERNATIONAL				MULTI-ETHNIC				UNREPORTED			
		M	F	U	%	M	F	U	%	M	F	U	%	M	F	U	%	M	F	U	%	M	F	U	%	M	F	U	%	M	F	U	%	M	F	U	%
UNDERGRADUATE	128	16	62	0	61%	1	6	0	5%	1	10	0	9%	5	5	0	8%	0	8	0	6%	0	0	0	0%	0	1	0	1%	0	4	0	3%	1	8	0	7%
Allied Health	54	7	24	0	57%	1	2	0	6%	0	5	0	9%	4	2	0	11%	0	3	0	6%	0	0	0	0%	0	0	0	0%	0	2	0	4%	0	4	0	7%
Dentistry	0	0	0	0	-	0	0	0	-	0	0	0	-	0	0	0	-	0	0	0	-	0	0	0	-	0	0	0	-	0	0	0	-	0	0	0	-
Nursing	74	9	38	0	64%	0	4	0	5%	1	5	0	8%	1	3	0	5%	0	5	0	7%	0	0	0	0%	0	1	0	1%	0	2	0	3%	1	4	0	7%
PROFESSIONAL	284	71	132	0	71%	2	4	0	2%	2	7	0	3%	7	15	0	8%	3	6	0	3%	0	0	0	0%	1	1	0	1%	2	10	0	4%	7	14	0	7%
Allied Health	109	26	61	0	80%	1	1	0	2%	1	0	0	1%	2	0	0	2%	1	1	0	2%	0	0	0	0%	0	0	0	0%	1	2	0	3%	3	9	0	11%
Dentistry	63	26	11	0	59%	1	0	0	2%	1	0	0	2%	4	10	0	22%	1	1	0	3%	0	0	0	0%	1	0	0	2%	2	3	0	8%				
Medicine -MD	0	0	0	0	-	0	0	0	-	0	0	0	-	0	0	0	-	0	0	0	-	0	0	0	-	0	0	0	-	0	0	0	-				
Medicine -PA	74	16	36	0	70%	0	1	0	1%	0	6	0	8%	1	3	0	5%	0	4	0	5%	0	0	0	0%	0	0	0	0%	0	4	0	5%	2	1	0	4%
Nursing	38	3	24	0	71%	0	2	0	5%	0	1	0	3%	0	2	0	5%	1	0	0	3%	0	0	0	0%	0	1	0	3%	1	2	0	8%	0	1	0	3%
Pharmacy	0	0	0	0	-	0	0	0	-	0	0	0	-	0	0	0	-	0	0	0	-	0	0	0	-	0	0	0	-	0	0	0	-	0	0	0	-
Public Health	0	0	0	0	-	0	0	0	-	0	0	0	-	0	0	0	-	0	0	0	-	0	0	0	-	0	0	0	-	0	0	0	-	0	0	0	-
GRADUATE COLLEGE	9	4	4	0	89%	0	0	0	0%	0	0	0	0%	0	0	0	0%	0	0	0	0%	0	0	0	0%	0	0	0	0%	0	0	0	0%	1	0	0	11%
Allied Health	3	0	3	0	100%	0	0	0	0%	0	0	0	0%	0	0	0	0%	0	0	0	0%	0	0	0	0%	0	0	0	0%	0	0	0	0%	0	0	0	0%
Dentistry	5	4	0	0	80%	0	0	0	0%	0	0	0	0%	0	0	0	0%	0	0	0	0%	0	0	0	0%	0	0	0	0%	1	0	0	20%				
Graduate -CTS	0	0	0	0	-	0	0	0	-	0	0	0	-	0	0	0	-	0	0	0	-	0	0	0	-	0	0	0	-	0	0	0	-				
Medicine	1	0	1	0	100%	0	0	0	0%	0	0	0	0%	0	0	0	0%	0	0	0	0%	0	0	0	0%	0	0	0	0%	0	0	0	0%				
Nursing	0	0	0	0	-	0	0	0	-	0	0	0	-	0	0	0	-	0	0	0	-	0	0	0	-	0	0	0	-	0	0	0	-				
Pharmacy	0	0	0	0	-	0	0	0	-	0	0	0	-	0	0	0	-	0	0	0	-	0	0	0	-	0	0	0	-	0	0	0	-				
Public Health	0	0	0	0	-	0	0	0	-	0	0	0	-	0	0	0	-	0	0	0	-	0	0	0	-	0	0	0	-	0	0	0	-				
TOTAL OUHSC	426	92	202	0	69%	3	10	0	3%	3	17	0	5%	12	20	0	8%	3	14	0	4%	0	0	0	0%	1	2	0	1%	2	14	0	4%	9	22	0	7%
Allied Health	166	33	88	0	73%	2	3	0	3%	1	5	0	4%	6	2	0	5%	1	4	0	3%	0	0	0	0%	0	0	0	0%	1	4	0	3%	3	13	0	10%
Dentistry	68	30	11	0	60%	1	0	0	1%	1	0	0	1%	4	10	0	21%	1	1	0	3%	0	0	0	0%	1	0	0	1%	3	3	0	9%				
Graduate -CTS	0	0	0	0	-	0	0	0	-	0	0	0	-	0	0	0	-	0	0	0	-	0	0	0	-	0	0	0	-	0	0	0	-				
Medicine	75	16	37	0	71%	0	1	0	1%	0	6	0	8%	1	3	0	5%	0	4	0	5%	0	0	0	0%	0	0	0	0%	0	4	0	5%	2	1	0	4%
Nursing	112	12	62	0	66%	0	6	0	5%	1	6	0	6%	1	5	0	5%	1	5	0	5%	0	0	0	0%	0	2	0	2%	1	4	0	4%	1	5	0	5%
Pharmacy	0	0	0	0	-	0	0	0	-	0	0	0	-	0	0	0	-	0	0	0	-	0	0	0	-	0	0	0	-	0	0	0	-				
Public Health	0	0	0	0	-	0	0	0	-	0	0	0	-	0	0	0	-	0	0	0	-	0	0	0	-	0	0	0	-	0	0	0	-				
Norman Inter-Campus Non-Degree	0	0	0	0	-	0	0	0	-	0	0	0	-	0	0	0	-	0	0	0	-	0	0	0	-	0	0	0	-	0	0	0	-	0	0	0	-
Non-Degree	5	1	4	0	100%	0	0	0	0%	0	0	0	0%	0	0	0	0%	0	0	0	0%	0	0	0	0%	0	0	0	0%	0	0	0	0%	0	0	0	0%

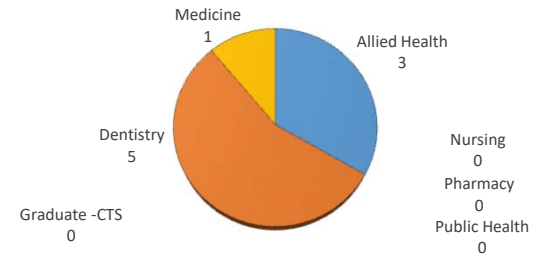
UNDERGRADUATE A&E



PROFESSIONAL A&E



GRADUATE COLLEGE A&E



IPEDS (Integrated Postsecondary Education Data System) is the core postsecondary education data collection program for the National Center for Education Statistics, a part of the Institute for Education Sciences within the United States Department of Education.

Prepared by the Office of Institutional Research using census data collected on June 8, 2018