

# COLLEGE OF NURSING - ENROLLMENT SUMMARY BY DEGREE

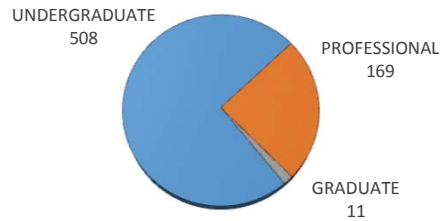
Spring 2018

## Credit Enrollment and Full-Time Equivalent (FTE) Enrollment

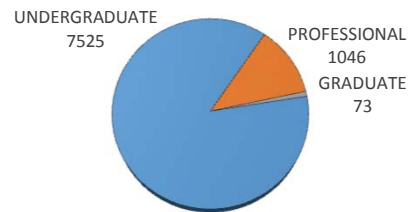
University of Oklahoma Health Sciences Center

CLASSIFICATION	ENROLLMENT			ENROLLMENT - TULSA			STUDENT CREDIT HOURS		FULL-TIME EQUIV	
	Male	Female	TOTAL	Male	Female	TOTAL	TOTAL	TULSA	TOTAL	TULSA
<b>UNDERGRADUATE</b>	<b>73</b>	<b>435</b>	<b>508</b>	<b>19</b>	<b>112</b>	<b>131</b>	<b>7525</b>	<b>1945</b>	<b>502.01</b>	<b>129.78</b>
Third-Year Students	29	198	227	4	46	50	3373	737	224.88	49.12
Fourth-Year Students	44	237	281	15	66	81	4152	1208	277.13	80.66
<b>PROFESSIONAL</b>	<b>23</b>	<b>146</b>	<b>169</b>	<b>3</b>	<b>37</b>	<b>40</b>	<b>1046</b>	<b>236</b>	<b>87.14</b>	<b>19.62</b>
Professional	23	146	169	3	37	40	1046	236	87.14	19.62
Professional - Special	0	0	0	0	0	0	0	0	0	0
<b>GRADUATE</b>	<b>0</b>	<b>11</b>	<b>11</b>	<b>0</b>	<b>0</b>	<b>0</b>	<b>73</b>	<b>0</b>	<b>6.09</b>	<b>0</b>
Graduate Students	0	11	11	0	0	0	73	0	6.09	0
Graduate - Unclassified	0	0	0	0	0	0	0	0	0	0
<b>TOTAL - COLLEGE OF NURSING</b>	<b>96</b>	<b>592</b>	<b>688</b>	<b>22</b>	<b>149</b>	<b>171</b>	<b>8644</b>	<b>2181</b>	<b>595.24</b>	<b>149.4</b>

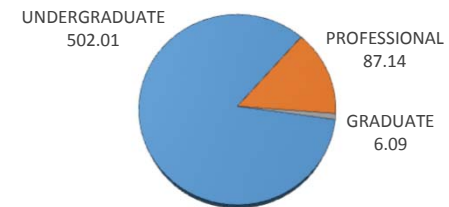
HEADCOUNT ENROLLMENT BY CLASSIFICATION



CREDIT HOURS ENROLLMENT BY CLASSIFICATION



FULL-TIME-EQUIVALENT ENROLLMENT BY CLASSIFICATION



\* Full-Time Equivalent enrollment for Fall and Spring semesters is calculated by dividing Graduate and Professional enrollment credit hours by 12, the Undergraduate enrollment credit hours by 15. Full-Time Equivalent enrollment for Summer semesters is calculated by dividing enrollment credit hours for all levels by 6.