

APPLICANT BY LEVEL REPORT

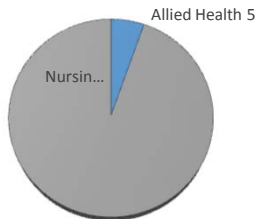
Spring 2018

Male/Female Ethnic (IPEDS) Totals

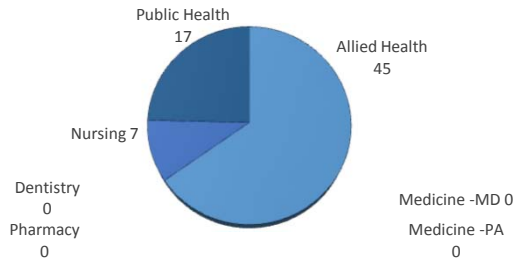
University of Oklahoma Health Sciences Center

LEVEL/COLLEGE	TOT	CAUCASIAN				AFRICAN AMERICAN				HISPANIC				ASIAN				AMERICAN INDIAN				HAWAIIAN/PACIFIC ISLANDER				INTERNATIONAL				MULTI-ETHNIC				UNREPORTED			
		M	F	U	%	M	F	U	%	M	F	U	%	M	F	U	%	M	F	U	%	M	F	U	%	M	F	U	%	M	F	U	%				
UNDERGRADUATE	93	6	37	0	46%	2	13	0	16%	2	12	0	15%	1	7	0	9%	1	2	0	3%	0	0	0	0%	2	2	0	4%	0	0	0	0%	1	5	0	6%
Allied Health	5	0	3	0	60%	0	0	0	0%	0	1	0	20%	0	0	0	0%	1	0	0	20%	0	0	0	0%	0	0	0	0%	0	0	0	0%	0	0	0	0%
Dentistry	0	0	0	0	-	0	0	0	-	0	0	0	-	0	0	0	-	0	0	0	-	0	0	0	-	0	0	0	-	0	0	0	-	0	0	0	-
Nursing	88	6	34	0	45%	2	13	0	17%	2	11	0	15%	1	7	0	9%	0	2	0	2%	0	0	0	0%	2	2	0	5%	0	0	0	0%	1	5	0	7%
PROFESSIONAL	69	9	36	0	65%	0	4	0	6%	0	2	0	3%	2	6	0	12%	1	0	0	1%	0	0	0	0%	3	3	0	9%	0	0	0	0%	0	3	0	4%
Allied Health	45	6	27	0	73%	0	1	0	2%	0	2	0	4%	1	5	0	13%	0	0	0	0%	0	0	0	0%	0	1	0	2%	0	0	0	0%	0	2	0	4%
Dentistry	0	0	0	0	-	0	0	0	-	0	0	0	-	0	0	0	-	0	0	0	-	0	0	0	-	0	0	0	-	0	0	0	-	0	0	0	-
Medicine -MD	0	0	0	0	-	0	0	0	-	0	0	0	-	0	0	0	-	0	0	0	-	0	0	0	-	0	0	0	-	0	0	0	-	0	0	0	-
Medicine -PA	0	0	0	0	-	0	0	0	-	0	0	0	-	0	0	0	-	0	0	0	-	0	0	0	-	0	0	0	-	0	0	0	-	0	0	0	-
Nursing	7	0	7	0	100%	0	0	0	0%	0	0	0	0%	0	0	0	0%	0	0	0	0%	0	0	0	0%	0	0	0	0%	0	0	0	0%	0	0	0	0%
Pharmacy	0	0	0	0	-	0	0	0	-	0	0	0	-	0	0	0	-	0	0	0	-	0	0	0	-	0	0	0	-	0	0	0	-	0	0	0	-
Public Health	17	3	2	0	29%	0	3	0	18%	0	0	0	0%	1	1	0	12%	1	0	0	6%	0	0	0	0%	3	2	0	29%	0	0	0	0%	0	1	0	6%
GRADUATE COLLEGE	11	1	4	0	45%	0	0	0	0%	0	0	0	0%	0	0	0	0%	0	0	0	0%	0	0	0	0%	2	2	0	36%	0	0	0	0%	0	2	0	18%
Allied Health	5	0	3	0	60%	0	0	0	0%	0	0	0	0%	0	0	0	0%	0	0	0	0%	0	0	0	0%	0	0	0	0%	0	0	0	0%	0	2	0	40%
Dentistry	0	0	0	0	-	0	0	0	-	0	0	0	-	0	0	0	-	0	0	0	-	0	0	0	-	0	0	0	-	0	0	0	-	0	0	0	-
Graduate -CTS	2	0	1	0	50%	0	0	0	0%	0	0	0	0%	0	0	0	0%	0	0	0	0%	0	0	0	0%	1	0	0	50%	0	0	0	0%	0	0	0	0%
Medicine	0	0	0	0	-	0	0	0	-	0	0	0	-	0	0	0	-	0	0	0	-	0	0	0	-	0	0	0	-	0	0	0	-	0	0	0	-
Nursing	0	0	0	0	-	0	0	0	-	0	0	0	-	0	0	0	-	0	0	0	-	0	0	0	-	0	0	0	-	0	0	0	-	0	0	0	-
Pharmacy	0	0	0	0	-	0	0	0	-	0	0	0	-	0	0	0	-	0	0	0	-	0	0	0	-	0	0	0	-	0	0	0	-	0	0	0	-
Public Health	4	1	0	0	25%	0	0	0	0%	0	0	0	0%	0	0	0	0%	0	0	0	0%	0	0	0	0%	1	2	0	75%	0	0	0	0%	0	0	0	0%
TOTAL OUHSC	189	23	83	0	56%	2	18	0	11%	2	14	0	8%	3	16	0	10%	2	2	0	2%	0	0	0	0%	7	8	0	8%	0	0	0	0%	1	11	0	6%
Allied Health	55	9	33	0	76%	0	1	0	2%	0	3	0	5%	1	5	0	11%	1	0	0	2%	0	0	0	0%	0	1	0	2%	0	0	0	0%	0	4	0	7%
Dentistry	0	0	0	0	-	0	0	0	-	0	0	0	-	0	0	0	-	0	0	0	-	0	0	0	-	0	0	0	-	0	0	0	-	0	0	0	-
Graduate -CTS	2	0	1	0	50%	0	0	0	0%	0	0	0	0%	0	0	0	0%	0	0	0	0%	0	0	0	0%	1	0	0	50%	0	0	0	0%	0	0	0	0%
Medicine	0	0	0	0	-	0	0	0	-	0	0	0	-	0	0	0	-	0	0	0	-	0	0	0	-	0	0	0	-	0	0	0	-	0	0	0	-
Nursing	95	6	41	0	49%	2	13	0	16%	2	11	0	14%	1	7	0	8%	0	2	0	2%	0	0	0	0%	2	2	0	4%	0	0	0	0%	1	5	0	6%
Pharmacy	0	0	0	0	-	0	0	0	-	0	0	0	-	0	0	0	-	0	0	0	-	0	0	0	-	0	0	0	-	0	0	0	-	0	0	0	-
Public Health	21	4	2	0	29%	0	3	0	14%	0	0	0	0%	1	1	0	10%	1	0	0	5%	0	0	0	0%	4	4	0	38%	0	0	0	0%	0	1	0	5%
Norman Inter-Campus Non-Degree	0	0	0	0	-	0	0	0	-	0	0	0	-	0	0	0	-	0	0	0	-	0	0	0	-	0	0	0	-	0	0	0	-	0	0	0	-
Non-Degree	16	4	6	0	63%	0	1	0	6%	0	0	0	0%	0	3	0	19%	0	0	0	0%	0	0	0	0%	0	1	0	6%	0	0	0	0%	0	1	0	6%

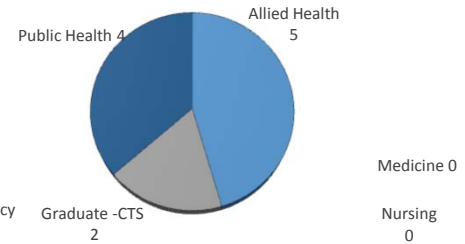
UNDERGRADUATE APPLICANTS



PROFESSIONAL APPLICANTS



GRADUATE COLLEGE APPLICANTS



IPEDS (Integrated Postsecondary Education Data System) is the core postsecondary education data collection program for the National Center for Education Statistics, a part of the Institute for Education Sciences within the United States Department of Education.

Prepared by the Office of Institutional Research using census data collected on January 29, 2018