

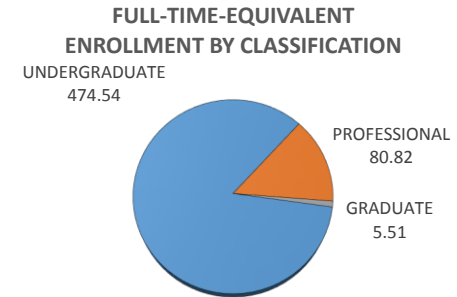
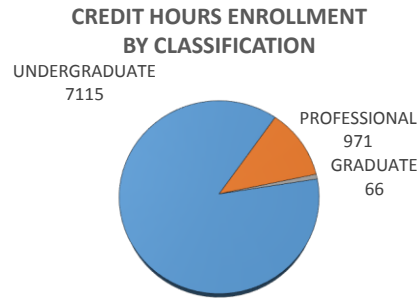
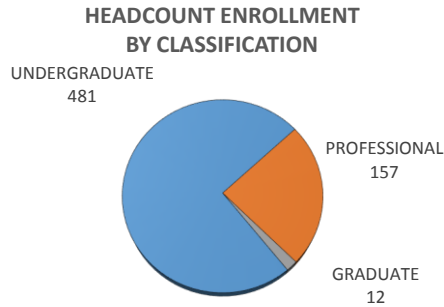
# COLLEGE OF NURSING - ENROLLMENT SUMMARY BY DEGREE

Fall 2018

Credit Enrollment and Full-Time Equivalent (FTE) Enrollment

University of Oklahoma Health Sciences Center

CLASSIFICATION	ENROLLMENT			ENROLLMENT - TULSA			STUDENT CREDIT HOURS		FULL-TIME EQUIV	
	Male	Female	TOTAL	Male	Female	TOTAL	TOTAL	TULSA	TOTAL	TULSA
<b>UNDERGRADUATE</b>	<b>64</b>	<b>417</b>	<b>481</b>	<b>22</b>	<b>111</b>	<b>133</b>	<b>7115</b>	<b>1931</b>	<b>474.54</b>	<b>128.85</b>
Third-Year Students	38	237	275	17	71	88	4112	1321	274.33	88.17
Fourth-Year Students	26	180	206	5	40	45	3003	610	200.21	40.68
<b>PROFESSIONAL</b>	<b>16</b>	<b>141</b>	<b>157</b>	<b>2</b>	<b>41</b>	<b>43</b>	<b>971</b>	<b>294</b>	<b>80.82</b>	<b>24.46</b>
Professional	16	140	156	2	41	43	968	294	80.57	24.46
Professional - Special	0	1	1	0	0	0	3	0	0.25	0
<b>GRADUATE</b>	<b>0</b>	<b>12</b>	<b>12</b>	<b>0</b>	<b>0</b>	<b>0</b>	<b>66</b>	<b>0</b>	<b>5.51</b>	<b>0</b>
Graduate Students	0	12	12	0	0	0	66	0	5.51	0
Graduate - Unclassified	0	0	0	0	0	0	0	0	0	0
<b>TOTAL - COLLEGE OF NURSING</b>	<b>80</b>	<b>570</b>	<b>650</b>	<b>24</b>	<b>152</b>	<b>176</b>	<b>8152</b>	<b>2225</b>	<b>560.87</b>	<b>153.31</b>



\* Full-Time Equivalent enrollment for Fall and Spring semesters is calculated by dividing Graduate and Professional enrollment credit hours by 12, the Undergraduate enrollment credit hours by 15. Full-Time Equivalent enrollment for Summer semesters is calculated by dividing enrollment credit hours for all levels by 6.