

ADMITTED BY LEVEL REPORT

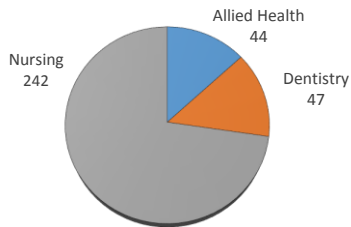
Fall 2018

Male/Female Ethnic (IPEDS) Totals

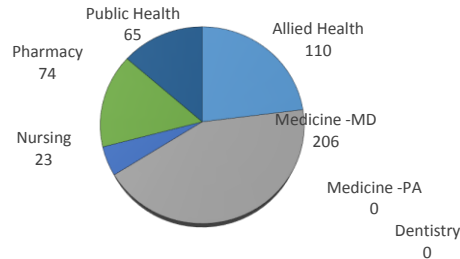
University of Oklahoma Health Sciences Center

LEVEL/COLLEGE	TOT	CAUCASIAN				AFRICAN AMERICAN				HISPANIC				ASIAN				AMERICAN INDIAN				HAWAIIAN/PACIFIC ISLANDER				INTERNATIONAL				MULTI-ETHNIC				UNREPORTED			
		M	F	U	%	M	F	U	%	M	F	U	%	M	F	U	%	M	F	U	%	M	F	U	%	M	F	U	%	M	F	U	%	M	F	U	%
UNDERGRADUATE	333	20	220	0	72%	0	8	0	2%	4	20	0	7%	3	13	0	5%	1	14	0	5%	0	0	0	0%	0	1	0	0%	0	8	0	2%	3	18	0	6%
Allied Health	44	1	33	0	77%	0	0	0	0%	0	2	0	5%	0	1	0	2%	0	1	0	2%	0	0	0	0%	0	0	0	0%	0	2	0	5%	0	4	0	9%
Dentistry	47	0	29	0	62%	0	0	0	0%	0	3	0	6%	0	2	0	4%	0	7	0	15%	0	0	0	0%	0	0	0	0%	0	3	0	6%	0	3	0	6%
Nursing	242	19	158	0	73%	0	8	0	3%	4	15	0	8%	3	10	0	4%	1	6	0	3%	0	0	0	0%	0	1	0	0%	0	3	0	1%	3	11	0	6%
PROFESSIONAL	478	103	185	0	60%	9	8	0	4%	3	17	0	4%	31	46	0	16%	4	8	0	3%	0	0	0	0%	2	7	0	2%	14	17	0	6%	7	17	0	5%
Allied Health	110	5	80	0	77%	0	0	0	0%	0	6	0	5%	0	3	0	3%	0	1	0	1%	0	0	0	0%	0	1	0	1%	1	3	0	4%	1	9	0	9%
Dentistry	0	0	0	0	-	0	0	0	-	0	0	0	-	0	0	0	-	0	0	0	-	0	0	0	-	0	0	0	-	0	0	0	-	0	0	0	-
Medicine -MD	206	69	51	0	58%	4	3	0	3%	0	4	0	2%	19	21	0	19%	4	1	0	2%	0	0	0	0%	0	0	0	0%	12	12	0	12%	4	2	0	3%
Medicine -PA	0	0	0	0	-	0	0	0	-	0	0	0	-	0	0	0	-	0	0	0	-	0	0	0	-	0	0	0	-	0	0	0	-	0	0	0	-
Nursing	23	2	12	0	61%	0	1	0	4%	0	2	0	9%	0	0	0	0%	0	4	0	17%	0	0	0	0%	0	0	0	0%	0	0	0	0%	0	2	0	9%
Pharmacy	74	17	15	0	43%	3	4	0	9%	2	3	0	7%	8	16	0	32%	0	1	0	1%	0	0	0	0%	0	0	0	0%	0	1	0	1%	2	2	0	5%
Public Health	65	10	27	0	57%	2	0	0	3%	1	2	0	5%	4	6	0	15%	0	1	0	2%	0	0	0	0%	2	6	0	12%	1	1	0	3%	0	2	0	3%
GRADUATE COLLEGE	82	13	25	0	46%	1	3	0	5%	2	1	0	4%	0	1	0	1%	0	0	0	0%	0	0	0	0%	25	8	0	40%	0	1	0	1%	0	2	0	2%
Allied Health	2	0	1	0	50%	0	0	0	0%	0	0	0	0%	0	0	0	0%	0	0	0	0%	0	1	0	50%	0	0	0	0%	0	0	0	0%				
Dentistry	0	0	0	0	-	0	0	0	-	0	0	0	-	0	0	0	-	0	0	0	-	0	0	0	-	0	0	0	-	0	0	0	-				
Graduate -CTS	8	1	2	0	38%	0	1	0	13%	0	1	0	13%	0	0	0	0%	0	0	0	0%	0	0	0	0%	3	0	0	38%	0	0	0	0%				
Medicine	38	8	13	0	55%	1	0	0	3%	2	0	0	5%	0	0	0	0%	0	0	0	0%	8	5	0	34%	0	1	0	3%	0	0	0	0%				
Nursing	3	0	1	0	33%	0	2	0	67%	0	0	0	0%	0	0	0	0%	0	0	0	0%	0	0	0	0%	0	0	0	0%	0	0	0	0%				
Pharmacy	5	0	2	0	40%	0	0	0	0%	0	0	0	0%	0	0	0	0%	0	0	0	0%	3	0	0	60%	0	0	0	0%	0	0	0	0%				
Public Health	26	4	6	0	38%	0	0	0	0%	0	0	0	0%	0	1	0	4%	0	0	0	0%	0	0	0	0%	11	2	0	50%	0	0	0	0%				
TOTAL OUHSC	905	138	436	0	63%	10	20	0	3%	9	39	0	5%	34	60	0	10%	5	22	0	3%	0	0	0	0%	28	16	0	5%	14	26	0	4%	10	39	0	5%
Allied Health	156	6	114	0	77%	0	0	0	0%	0	8	0	5%	0	4	0	3%	0	2	0	1%	0	0	0	0%	0	2	0	1%	1	5	0	4%	1	13	0	9%
Dentistry	47	0	29	0	62%	0	0	0	0%	0	3	0	6%	0	2	0	4%	0	7	0	15%	0	0	0	0%	0	0	0	0%	0	3	0	6%	0	3	0	6%
Graduate -CTS	8	1	2	0	38%	0	2	0	25%	0	1	0	13%	0	0	0	0%	0	0	0	0%	0	0	0	0%	3	0	0	38%	0	0	0	0%				
Medicine	244	77	64	0	58%	5	3	0	3%	2	4	0	2%	19	21	0	16%	4	1	0	2%	0	0	0	0%	8	5	0	5%	12	13	0	10%	4	2	0	2%
Nursing	268	21	171	0	72%	0	11	0	4%	4	17	0	8%	3	10	0	5%	1	10	0	4%	0	0	0	0%	0	1	0	0%	0	3	0	1%	3	13	0	6%
Pharmacy	79	17	17	0	43%	3	4	0	9%	2	3	0	6%	8	16	0	30%	0	1	0	1%	0	0	0	0%	3	0	0	4%	0	1	0	1%	2	2	0	5%
Public Health	91	14	33	0	52%	2	0	0	2%	1	2	0	3%	4	7	0	12%	0	1	0	1%	0	0	0	0%	13	8	0	23%	1	1	0	2%	0	4	0	4%
Norman Inter-Campus Non-Degree	12	0	0	0	-	0	0	0	-	0	0	0	-	0	0	0	-	0	0	0	-	0	0	0	-	0	0	0	-	0	0	0	-	0	0	0	-

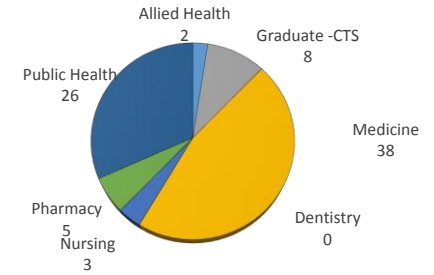
UNDERGRADUATE ADMITS



PROFESSIONAL ADMITS



GRADUATE COLLEGE ADMITS



IPEDS (Integrated Postsecondary Education Data System) is the core postsecondary education data collection program for the National Center for Education Statistics, a part of the Institute for Education Sciences within the United States Department of Education.

Prepared by the Office of Institutional Research using census data collected on August 31, 2018