

COLLEGE OF NURSING - ENROLLMENT SUMMARY BY DEGREE

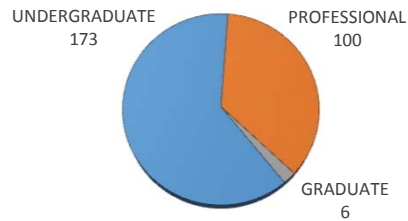
Summer 2017

Credit Enrollment and Full-Time Equivalent (FTE) Enrollment

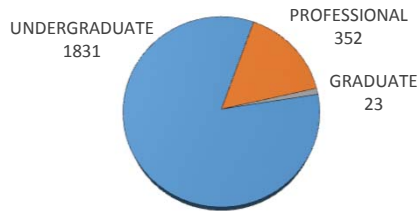
University of Oklahoma Health Sciences Center

CLASSIFICATION	ENROLLMENT			ENROLLMENT - TULSA			STUDENT CREDIT HOURS		FULL-TIME EQUIV	
	Male	Female	TOTAL	Male	Female	TOTAL	TOTAL	TULSA	TOTAL	TULSA
UNDERGRADUATE	36	137	173	15	57	72	1831	758	305.45	126.43
Third-Year Students	17	56	73	9	25	34	876	408	146	68
Fourth-Year Students	19	81	100	6	32	38	955	350	159.45	58.43
PROFESSIONAL	12	88	100	2	22	24	352	89	58.65	14.83
Professional	12	88	100	2	22	24	352	89	58.65	14.83
Professional - Special	0	0	0	0	0	0	0	0	0	0
GRADUATE	0	6	6	0	0	0	23	0	3.83	0
Graduate Students	0	6	6	0	0	0	23	0	3.83	0
Graduate - Unclassified	0	0	0	0	0	0	0	0	0	0
TOTAL - COLLEGE OF NURSING	48	231	279	17	79	96	2206	847	367.93	141.26

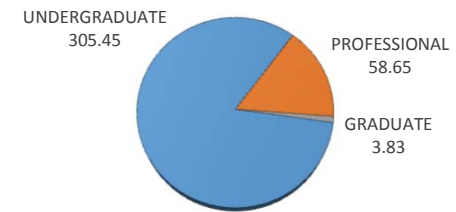
HEADCOUNT ENROLLMENT BY CLASSIFICATION



CREDIT HOURS ENROLLMENT BY CLASSIFICATION



FULL-TIME-EQUIVALENT ENROLLMENT BY CLASSIFICATION



* Full-Time Equivalent enrollment for Fall and Spring semesters is calculated by dividing Graduate and Professional enrollment credit hours by 12, the Undergraduate enrollment credit hours by 15. Full-Time Equivalent enrollment for Summer semesters is calculated by dividing enrollment credit hours for all levels by 6.