

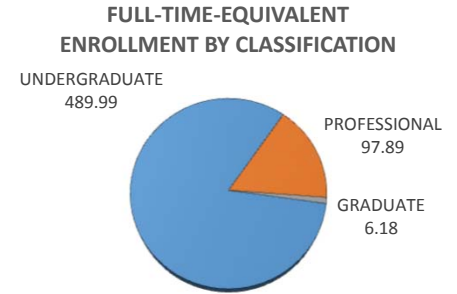
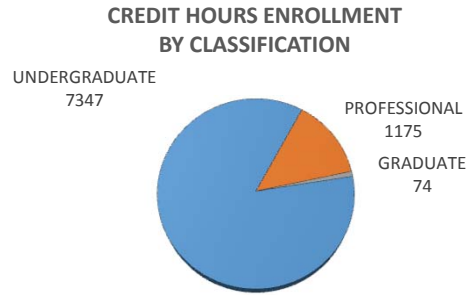
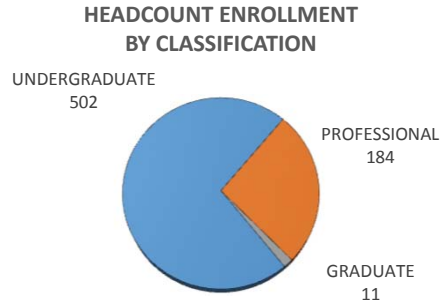
COLLEGE OF NURSING - ENROLLMENT SUMMARY BY DEGREE

Fall 2017

Credit Enrollment and Full-Time Equivalent (FTE) Enrollment

University of Oklahoma Health Sciences Center

CLASSIFICATION	ENROLLMENT				ENROLLMENT - TULSA				STUDENT CREDIT HOURS		FULL-TIME EQUIV	
	Male	Female	U	TOTAL	Male	Female	U	TOTAL	TOTAL	TULSA	TOTAL	TULSA
UNDERGRADUATE	74	428	0	502	22	113	0	135	7347	1962	489.99	130.88
Third-Year Students	45	245	0	290	13	70	0	83	4312	1265	287.63	84.4
Fourth-Year Students	29	183	0	212	9	43	0	52	3035	697	202.36	46.48
PROFESSIONAL	23	161	0	184	3	41	0	44	1175	294	97.89	24.49
Professional	23	160	0	183	3	41	0	44	1172	294	97.64	24.49
Professional - Special	0	1	0	1	0	0	0	0	3	0	0.25	0
GRADUATE	1	10	0	11	0	0	0	0	74	0	6.18	0
Graduate Students	1	10	0	11	0	0	0	0	74	0	6.18	0
Graduate - Unclassified	0	0	0	0	0	0	0	0	0	0	0	0
TOTAL - COLLEGE OF NURSING	98	599	0	697	25	154	0	179	8596	2256	594.06	155.37



* Full-Time Equivalent enrollment for Fall and Spring semesters is calculated by dividing Graduate and Professional enrollment credit hours by 12, the Undergraduate enrollment credit hours by 15. Full-Time Equivalent enrollment for Summer semesters is calculated by dividing enrollment credit hours for all levels by 6.

U = Undesignated

Prepared by the Office of Institutional Research using census data collected on September 1, 2017