

# COLLEGE OF NURSING - ENROLLMENT SUMMARY BY DEGREE

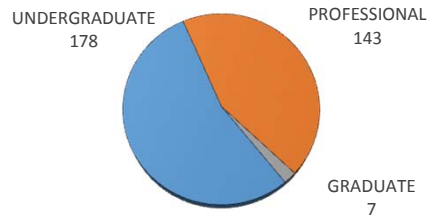
Summer 2016

Credit Enrollment and Full-Time Equivalent (FTE) Enrollment

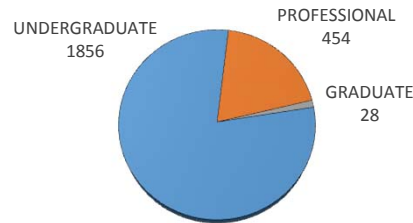
University of Oklahoma Health Sciences Center

CLASSIFICATION	ENROLLMENT			ENROLLMENT - TULSA			STUDENT CREDIT HOURS		FULL-TIME EQUIV	
	Male	Female	TOTAL	Male	Female	TOTAL	TOTAL	TULSA	TOTAL	TULSA
<b>UNDERGRADUATE</b>	<b>29</b>	<b>149</b>	<b>178</b>	<b>12</b>	<b>56</b>	<b>68</b>	<b>1856</b>	<b>740</b>	<b>309.61</b>	<b>123.43</b>
Third-Year Students	15	60	75	7	29	36	900	432	150	72
Fourth-Year Students	14	89	103	5	27	32	956	308	159.61	51.43
<b>PROFESSIONAL</b>	<b>16</b>	<b>127</b>	<b>143</b>	<b>2</b>	<b>33</b>	<b>35</b>	<b>454</b>	<b>102</b>	<b>75.7</b>	<b>17</b>
Professional	16	127	143	2	33	35	454	102	75.7	17
Professional - Special	0	0	0	0	0	0	0	0	0	0
<b>GRADUATE</b>	<b>0</b>	<b>7</b>	<b>7</b>	<b>0</b>	<b>0</b>	<b>0</b>	<b>28</b>	<b>0</b>	<b>4.66</b>	<b>0</b>
Graduate Students	0	7	7	0	0	0	28	0	4.66	0
Graduate - Unclassified	0	0	0	0	0	0	0	0	0	0
<b>TOTAL - COLLEGE OF NURSING</b>	<b>45</b>	<b>283</b>	<b>328</b>	<b>14</b>	<b>89</b>	<b>103</b>	<b>2338</b>	<b>842</b>	<b>389.97</b>	<b>140.43</b>

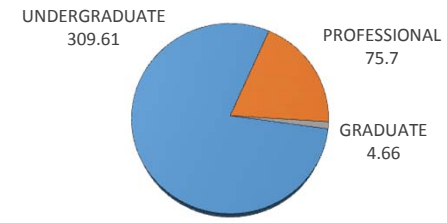
HEADCOUNT ENROLLMENT BY CLASSIFICATION



CREDIT HOURS ENROLLMENT BY CLASSIFICATION



FULL-TIME-EQUIVALENT ENROLLMENT BY CLASSIFICATION



\* Full-Time Equivalent enrollment for Fall and Spring semesters is calculated by dividing Graduate and Professional enrollment credit hours by 12, the Undergraduate enrollment credit hours by 15. Full-Time Equivalent enrollment for Summer semesters is calculated by dividing enrollment credit hours for all levels by 6.