

APPLICANT BY LEVEL REPORT

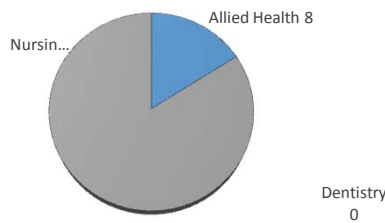
Spring 2016

Male/Female Ethnic (IPEDS) Totals

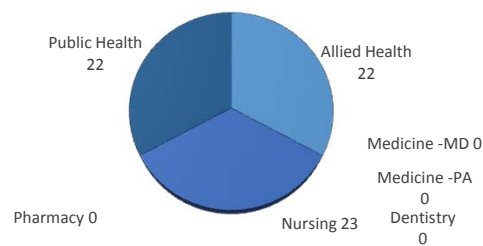
University of Oklahoma Health Sciences Center

LEVEL/COLLEGE	TOT	CAUCASIAN				AFRICAN AMERICAN				HISPANIC				ASIAN				AMERICAN INDIAN				HAWAIIAN/PACIFIC ISLANDER				INTERNATIONAL				MULTI-ETHNIC				UNREPORTED							
		M	F	U	%	M	F	U	%	M	F	U	%	M	F	U	%	M	F	U	%	M	F	U	%	M	F	U	%	M	F	U	%								
UNDERGRADUATE	50	1	23	0	48%	4	4	0	16%	1	7	0	16%	1	4	0	10%	0	1	0	2%	0	0	0	0%	0	0	0	0%	0	0	0	0%	1	0	0	2%	2	1	0	6%
Allied Health	8	0	7	0	88%	0	0	0	0%	0	0	0	0%	0	0	0	0%	0	0	0	0%	0	0	0	0%	0	0	0	0%	0	0	0	0%	1	0	0	13%				
Dentistry	0	0	0	0	-	0	0	0	-	0	0	0	-	0	0	0	-	0	0	0	-	0	0	0	-	0	0	0	-	0	0	0	-	0	0	0	-				
Nursing	42	1	16	0	40%	4	4	0	19%	1	7	0	19%	1	4	0	12%	0	1	0	2%	0	0	0	0%	0	0	0	0%	1	0	0	2%	1	1	0	5%				
PROFESSIONAL	67	8	36	0	66%	1	0	0	1%	0	3	0	4%	1	3	0	6%	1	1	0	3%	0	0	0	0%	4	5	0	13%	0	1	0	1%	1	2	0	4%				
Allied Health	22	3	16	0	86%	0	0	0	0%	0	1	0	5%	0	1	0	5%	0	0	0	0%	0	0	0	0%	0	1	0	5%	0	0	0	0%	0	0	0	0%				
Dentistry	0	0	0	0	-	0	0	0	-	0	0	0	-	0	0	0	-	0	0	0	-	0	0	0	-	0	0	0	-	0	0	0	-	0	0	0	-				
Medicine -MD	0	0	0	0	-	0	0	0	-	0	0	0	-	0	0	0	-	0	0	0	-	0	0	0	-	0	0	0	-	0	0	0	-	0	0	0	-				
Medicine -PA	0	0	0	0	-	0	0	0	-	0	0	0	-	0	0	0	-	0	0	0	-	0	0	0	-	0	0	0	-	0	0	0	-	0	0	0	-				
Nursing	23	2	16	0	78%	1	0	0	4%	0	0	0	0%	1	0	0	4%	0	1	0	4%	0	0	0	0%	0	0	0	0%	0	1	0	4%	0	1	0	4%				
Pharmacy	0	0	0	0	-	0	0	0	-	0	0	0	-	0	0	0	-	0	0	0	-	0	0	0	-	0	0	0	-	0	0	0	-	0	0	0	-				
Public Health	22	3	4	0	32%	0	0	0	0%	0	2	0	9%	0	2	0	9%	1	0	0	5%	0	0	0	0%	4	4	0	36%	0	0	0	0%	1	1	0	9%				
GRADUATE COLLEGE	8	1	3	0	50%	0	0	0	0%	0	0	0	0%	0	0	0	0%	0	0	0	0%	0	0	0	0%	0	4	0	50%	0	0	0	0%	0	0	0	0%				
Allied Health	6	1	3	0	67%	0	0	0	0%	0	0	0	0%	0	0	0	0%	0	0	0	0%	0	0	0	0%	0	2	0	33%	0	0	0	0%	0	0	0	0%				
Dentistry	0	0	0	0	-	0	0	0	-	0	0	0	-	0	0	0	-	0	0	0	-	0	0	0	-	0	0	0	-	0	0	0	-	0	0	0	-				
Graduate -CTS	0	0	0	0	-	0	0	0	-	0	0	0	-	0	0	0	-	0	0	0	-	0	0	0	-	0	0	0	-	0	0	0	-	0	0	0	-				
Medicine	0	0	0	0	-	0	0	0	-	0	0	0	-	0	0	0	-	0	0	0	-	0	0	0	-	0	0	0	-	0	0	0	-	0	0	0	-				
Nursing	0	0	0	0	-	0	0	0	-	0	0	0	-	0	0	0	-	0	0	0	-	0	0	0	-	0	0	0	-	0	0	0	-	0	0	0	-				
Pharmacy	0	0	0	0	-	0	0	0	-	0	0	0	-	0	0	0	-	0	0	0	-	0	0	0	-	0	0	0	-	0	0	0	-	0	0	0	-				
Public Health	2	0	0	0	0%	0	0	0	0%	0	0	0	0%	0	0	0	0%	0	0	0	0%	0	0	0	0%	0	2	0	100%	0	0	0	0%	0	0	0	0%				
TOTAL OUHSC	128	10	63	0	57%	5	4	0	7%	1	10	0	9%	3	7	0	8%	1	2	0	2%	0	0	0	0%	4	10	0	11%	1	1	0	2%	3	3	0	5%				
Allied Health	36	4	26	0	83%	0	0	0	0%	0	1	0	3%	0	1	0	3%	0	0	0	0%	0	0	0	0%	0	3	0	8%	0	0	0	0%	1	0	0	3%				
Dentistry	0	0	0	0	-	0	0	0	-	0	0	0	-	0	0	0	-	0	0	0	-	0	0	0	-	0	0	0	-	0	0	0	-	0	0	0	-				
Graduate -CTS	0	0	0	0	-	0	0	0	-	0	0	0	-	0	0	0	-	0	0	0	-	0	0	0	-	0	0	0	-	0	0	0	-	0	0	0	-				
Medicine	0	0	0	0	-	0	0	0	-	0	0	0	-	0	0	0	-	0	0	0	-	0	0	0	-	0	0	0	-	0	0	0	-	0	0	0	-				
Nursing	65	3	32	0	54%	5	4	0	14%	1	7	0	12%	2	4	0	9%	0	2	0	3%	0	0	0	0%	0	0	0	0%	1	1	0	3%	1	2	0	5%				
Pharmacy	0	0	0	0	-	0	0	0	-	0	0	0	-	0	0	0	-	0	0	0	-	0	0	0	-	0	0	0	-	0	0	0	-	0	0	0	-				
Public Health	24	3	4	0	29%	0	0	0	0%	0	2	0	8%	0	2	0	8%	1	0	0	4%	0	0	0	0%	4	6	0	42%	0	0	0	0%	1	1	0	8%				
Norman Inter-Campus Non-Degree	3	0	1	0	33%	0	0	0	0%	0	0	0	0%	1	0	0	33%	0	0	0	0%	0	0	0	0%	0	1	0	33%	0	0	0	0%	0	0	0	0%				

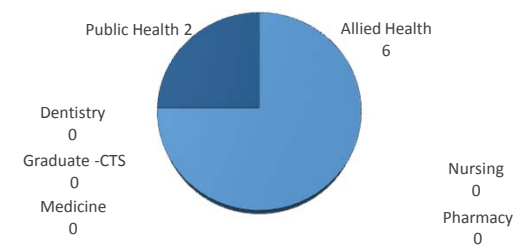
UNDERGRADUATE APPLICANTS



PROFESSIONAL APPLICANTS



GRADUATE COLLEGE APPLICANTS



IPEDS (Integrated Postsecondary Education Data System) is the core postsecondary education data collection program for the National Center for Education Statistics, a part of the Institute for Education Sciences within the United States Department of Education.

Prepared by the Office of Institutional Research using census data collected on February 1, 2016