

COLLEGE OF NURSING - ENROLLMENT SUMMARY BY DEGREE

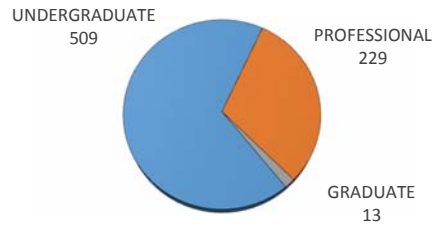
Spring 2015

Credit Enrollment and Full-Time Equivalent (FTE) Enrollment

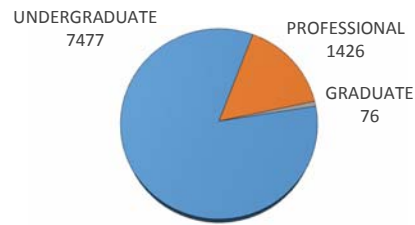
University of Oklahoma Health Sciences Center

CLASSIFICATION	ENROLLMENT			ENROLLMENT - TULSA			STUDENT CREDIT HOURS		FULL-TIME EQUIV	
	Male	Female	TOTAL	Male	Female	TOTAL	TOTAL	TULSA	TOTAL	TULSA
UNDERGRADUATE	58	451	509	16	109	125	7477	1839	498.74	122.74
Third-Year Students	26	225	251	6	45	51	3663	746	244.18	49.73
Fourth-Year Students	32	226	258	10	64	74	3814	1093	254.56	73.01
PROFESSIONAL	17	212	229	10	69	79	1426	481	118.83	40.09
Professional	17	212	229	10	69	79	1426	481	118.83	40.09
Professional - Special	0	0	0	0	0	0	0	0	0	0
GRADUATE	0	13	13	0	0	0	76	0	6.34	0
Graduate Students	0	13	13	0	0	0	76	0	6.34	0
Graduate - Unclassified	0	0	0	0	0	0	0	0	0	0
TOTAL - COLLEGE OF NURSING	75	676	751	26	178	204	8979	2320	623.91	162.83

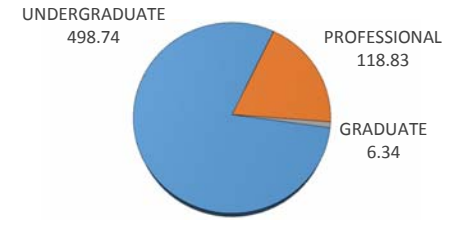
HEADCOUNT ENROLLMENT BY CLASSIFICATION



CREDIT HOURS ENROLLMENT BY CLASSIFICATION



FULL-TIME-EQUIVALENT ENROLLMENT BY CLASSIFICATION



* Full-Time Equivalent enrollment for Fall and Spring semesters is calculated by dividing Graduate and Professional enrollment credit hours by 12, the Undergraduate enrollment credit hours by 15. Full-Time Equivalent enrollment for Summer semesters is calculated by dividing enrollment credit hours for all levels by 6.