

# APPLICANT BY LEVEL REPORT

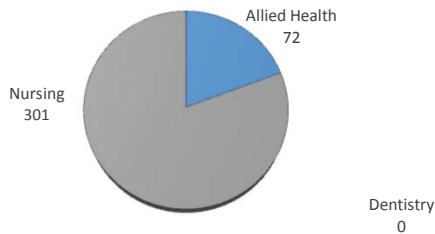
Summer 2017

Male/Female Ethnic (IPEDS) Totals

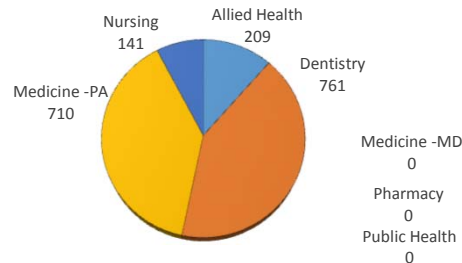
University of Oklahoma Health Sciences Center

| LEVEL/COLLEGE                  | TOT         | CAUCASIAN  |             |          |            | AFRICAN AMERICAN |           |          |           | HISPANIC   |            |          |            | ASIAN      |            |          |            | AMERICAN INDIAN |           |          |           | HAWAIIAN/PACIFIC ISLANDER |          |          |           | INTERNATIONAL |           |          |           | MULTI-ETHNIC |           |          |           | UNREPORTED |            |          |           |   |   |   |    |
|--------------------------------|-------------|------------|-------------|----------|------------|------------------|-----------|----------|-----------|------------|------------|----------|------------|------------|------------|----------|------------|-----------------|-----------|----------|-----------|---------------------------|----------|----------|-----------|---------------|-----------|----------|-----------|--------------|-----------|----------|-----------|------------|------------|----------|-----------|---|---|---|----|
|                                |             | M          | F           | U        | %          | M                | F         | U        | %         | M          | F          | U        | %          | M          | F          | U        | %          | M               | F         | U        | %         | M                         | F        | U        | %         | M             | F         | U        | %         | M            | F         | U        | %         | M          | F          | U        | %         |   |   |   |    |
| <b>UNDERGRADUATE</b>           | <b>373</b>  | <b>43</b>  | <b>188</b>  | <b>0</b> | <b>62%</b> | <b>5</b>         | <b>23</b> | <b>0</b> | <b>8%</b> | <b>8</b>   | <b>29</b>  | <b>0</b> | <b>10%</b> | <b>7</b>   | <b>24</b>  | <b>0</b> | <b>8%</b>  | <b>2</b>        | <b>12</b> | <b>0</b> | <b>4%</b> | <b>0</b>                  | <b>0</b> | <b>0</b> | <b>0%</b> | <b>2</b>      | <b>1</b>  | <b>0</b> | <b>1%</b> | <b>3</b>     | <b>3</b>  | <b>0</b> | <b>2%</b> | <b>3</b>   | <b>20</b>  | <b>0</b> | <b>6%</b> |   |   |   |    |
| Allied Health                  | 72          | 9          | 34          | 0        | 60%        | 0                | 2         | 0        | 3%        | 3          | 9          | 0        | 17%        | 2          | 9          | 0        | 15%        | 0               | 2         | 0        | 3%        | 0                         | 0        | 0        | 0%        | 0             | 0         | 0        | 0%        | 0            | 0         | 0        | 0%        | 0          | 0          | 0        | 0%        | 0 | 2 | 0 | 3% |
| Dentistry                      | 0           | 0          | 0           | 0        | -          | 0                | 0         | 0        | -         | 0          | 0          | 0        | -          | 0          | 0          | 0        | -          | 0               | 0         | 0        | -         | 0                         | 0        | 0        | -         | 0             | 0         | 0        | -         | 0            | 0         | 0        | -         | 0          | 0          | 0        | -         | 0 | 0 | 0 | -  |
| Nursing                        | 301         | 34         | 154         | 0        | 62%        | 5                | 21        | 0        | 9%        | 5          | 20         | 0        | 8%         | 5          | 15         | 0        | 7%         | 2               | 10        | 0        | 4%        | 0                         | 0        | 0        | 0%        | 2             | 1         | 0        | 1%        | 3            | 3         | 0        | 2%        | 3          | 18         | 0        | 7%        |   |   |   |    |
| <b>PROFESSIONAL</b>            | <b>1821</b> | <b>360</b> | <b>702</b>  | <b>0</b> | <b>58%</b> | <b>13</b>        | <b>41</b> | <b>0</b> | <b>3%</b> | <b>44</b>  | <b>85</b>  | <b>0</b> | <b>7%</b>  | <b>144</b> | <b>195</b> | <b>0</b> | <b>19%</b> | <b>7</b>        | <b>26</b> | <b>0</b> | <b>2%</b> | <b>0</b>                  | <b>0</b> | <b>0</b> | <b>0%</b> | <b>21</b>     | <b>30</b> | <b>0</b> | <b>3%</b> | <b>4</b>     | <b>12</b> | <b>0</b> | <b>1%</b> | <b>53</b>  | <b>84</b>  | <b>0</b> | <b>8%</b> |   |   |   |    |
| Allied Health                  | 209         | 24         | 127         | 0        | 72%        | 1                | 0         | 0        | 0%        | 3          | 11         | 0        | 7%         | 7          | 3          | 0        | 5%         | 1               | 1         | 0        | 1%        | 0                         | 0        | 0        | 0%        | 1             | 1         | 0        | 1%        | 0            | 4         | 0        | 2%        | 10         | 15         | 0        | 12%       |   |   |   |    |
| Dentistry                      | 761         | 214        | 147         | 0        | 47%        | 7                | 8         | 0        | 2%        | 30         | 22         | 0        | 7%         | 110        | 120        | 0        | 30%        | 2               | 5         | 0        | 1%        | 0                         | 0        | 0        | 0%        | 19            | 23        | 0        | 6%        | 3            | 3         | 0        | 1%        | 29         | 19         | 0        | 6%        |   |   |   |    |
| Medicine -MD                   | 0           | 0          | 0           | 0        | -          | 0                | 0         | 0        | -         | 0          | 0          | 0        | -          | 0          | 0          | 0        | -          | 0               | 0         | 0        | -         | 0                         | 0        | 0        | -         | 0             | 0         | 0        | -         | 0            | 0         | 0        | -         | 0          | 0          | 0        | -         |   |   |   |    |
| Medicine -PA                   | 710         | 107        | 349         | 0        | 64%        | 4                | 21        | 0        | 4%        | 11         | 42         | 0        | 7%         | 27         | 67         | 0        | 13%        | 3               | 15        | 0        | 3%        | 0                         | 0        | 0        | 0%        | 1             | 4         | 0        | 1%        | 1            | 2         | 0        | 0%        | 14         | 42         | 0        | 8%        |   |   |   |    |
| Nursing                        | 141         | 15         | 79          | 0        | 67%        | 1                | 12        | 0        | 9%        | 0          | 10         | 0        | 7%         | 0          | 5          | 0        | 4%         | 1               | 5         | 0        | 4%        | 0                         | 0        | 0        | 0%        | 0             | 2         | 0        | 1%        | 0            | 3         | 0        | 2%        | 0          | 8          | 0        | 6%        |   |   |   |    |
| Pharmacy                       | 0           | 0          | 0           | 0        | -          | 0                | 0         | 0        | -         | 0          | 0          | 0        | -          | 0          | 0          | 0        | -          | 0               | 0         | 0        | -         | 0                         | 0        | 0        | -         | 0             | 0         | 0        | -         | 0            | 0         | 0        | -         | 0          | 0          | 0        | -         |   |   |   |    |
| Public Health                  | 0           | 0          | 0           | 0        | -          | 0                | 0         | 0        | -         | 0          | 0          | 0        | -          | 0          | 0          | 0        | -          | 0               | 0         | 0        | -         | 0                         | 0        | 0        | -         | 0             | 0         | 0        | -         | 0            | 0         | 0        | -         | 0          | 0          | 0        | -         |   |   |   |    |
| <b>GRADUATE COLLEGE</b>        | <b>143</b>  | <b>55</b>  | <b>39</b>   | <b>0</b> | <b>66%</b> | <b>0</b>         | <b>0</b>  | <b>0</b> | <b>0%</b> | <b>6</b>   | <b>5</b>   | <b>0</b> | <b>8%</b>  | <b>6</b>   | <b>8</b>   | <b>0</b> | <b>10%</b> | <b>0</b>        | <b>0</b>  | <b>0</b> | <b>0%</b> | <b>0</b>                  | <b>0</b> | <b>0</b> | <b>0%</b> | <b>5</b>      | <b>5</b>  | <b>0</b> | <b>7%</b> | <b>4</b>     | <b>0</b>  | <b>0</b> | <b>3%</b> | <b>7</b>   | <b>3</b>   | <b>0</b> | <b>7%</b> |   |   |   |    |
| Allied Health                  | 16          | 0          | 12          | 0        | 75%        | 0                | 0         | 0        | 0%        | 1          | 2          | 0        | 19%        | 0          | 0          | 0        | 0%         | 0               | 0         | 0        | 0%        | 0                         | 0        | 0        | 0%        | 0             | 0         | 0        | 0%        | 0            | 0         | 0        | 0%        | 0          | 1          | 0        | 6%        |   |   |   |    |
| Dentistry                      | 114         | 49         | 26          | 0        | 66%        | 0                | 0         | 0        | 0%        | 3          | 3          | 0        | 5%         | 4          | 8          | 0        | 11%        | 0               | 0         | 0        | 0%        | 0                         | 0        | 0        | 0%        | 4             | 5         | 0        | 8%        | 4            | 0         | 0        | 4%        | 6          | 2          | 0        | 7%        |   |   |   |    |
| Graduate -CTS                  | 0           | 0          | 0           | 0        | -          | 0                | 0         | 0        | -         | 0          | 0          | 0        | -          | 0          | 0          | 0        | -          | 0               | 0         | 0        | -         | 0                         | 0        | 0        | -         | 0             | 0         | 0        | -         | 0            | 0         | 0        | -         | 0          | 0          | 0        | -         |   |   |   |    |
| Medicine                       | 13          | 6          | 1           | 0        | 54%        | 0                | 0         | 0        | 0%        | 2          | 0          | 0        | 15%        | 2          | 0          | 0        | 15%        | 0               | 0         | 0        | 0%        | 0                         | 0        | 0        | 0%        | 1             | 0         | 0        | 8%        | 0            | 0         | 0        | 0%        | 1          | 0          | 0        | 8%        |   |   |   |    |
| Nursing                        | 0           | 0          | 0           | 0        | -          | 0                | 0         | 0        | -         | 0          | 0          | 0        | -          | 0          | 0          | 0        | -          | 0               | 0         | 0        | -         | 0                         | 0        | 0        | -         | 0             | 0         | 0        | -         | 0            | 0         | 0        | -         | 0          | 0          | 0        | -         |   |   |   |    |
| Pharmacy                       | 0           | 0          | 0           | 0        | -          | 0                | 0         | 0        | -         | 0          | 0          | 0        | -          | 0          | 0          | 0        | -          | 0               | 0         | 0        | -         | 0                         | 0        | 0        | -         | 0             | 0         | 0        | -         | 0            | 0         | 0        | -         | 0          | 0          | 0        | -         |   |   |   |    |
| Public Health                  | 0           | 0          | 0           | 0        | -          | 0                | 0         | 0        | -         | 0          | 0          | 0        | -          | 0          | 0          | 0        | -          | 0               | 0         | 0        | -         | 0                         | 0        | 0        | -         | 0             | 0         | 0        | -         | 0            | 0         | 0        | -         | 0          | 0          | 0        | -         |   |   |   |    |
| <b>TOTAL OUHSC</b>             | <b>2999</b> | <b>731</b> | <b>1187</b> | <b>0</b> | <b>64%</b> | <b>48</b>        | <b>93</b> | <b>0</b> | <b>5%</b> | <b>116</b> | <b>158</b> | <b>0</b> | <b>9%</b>  | <b>223</b> | <b>272</b> | <b>0</b> | <b>17%</b> | <b>17</b>       | <b>48</b> | <b>0</b> | <b>2%</b> | <b>0</b>                  | <b>0</b> | <b>0</b> | <b>0%</b> | <b>35</b>     | <b>40</b> | <b>0</b> | <b>3%</b> | <b>11</b>    | <b>16</b> | <b>0</b> | <b>1%</b> | <b>85</b>  | <b>150</b> | <b>0</b> | <b>8%</b> |   |   |   |    |
| Allied Health                  | 297         | 169        | 173         | 0        | 115%       | 16               | 2         | 0        | 6%        | 36         | 22         | 0        | 20%        | 42         | 12         | 0        | 18%        | 5               | 3         | 0        | 3%        | 0                         | 0        | 0        | 0%        | 4             | 1         | 0        | 2%        | 0            | 4         | 0        | 1%        | 21         | 18         | 0        | 13%       |   |   |   |    |
| Dentistry                      | 875         | 263        | 173         | 0        | 50%        | 7                | 8         | 0        | 2%        | 33         | 25         | 0        | 7%         | 114        | 128        | 0        | 28%        | 2               | 5         | 0        | 1%        | 0                         | 0        | 0        | 0%        | 23            | 28        | 0        | 6%        | 7            | 3         | 0        | 1%        | 35         | 21         | 0        | 6%        |   |   |   |    |
| Graduate -CTS                  | 0           | 0          | 0           | 0        | -          | 0                | 0         | 0        | -         | 0          | 0          | 0        | -          | 0          | 0          | 0        | -          | 0               | 0         | 0        | -         | 0                         | 0        | 0        | -         | 0             | 0         | 0        | -         | 0            | 0         | 0        | -         | 0          | 0          | 0        | -         |   |   |   |    |
| Medicine                       | 723         | 113        | 350         | 0        | 64%        | 4                | 21        | 0        | 3%        | 13         | 42         | 0        | 8%         | 29         | 67         | 0        | 13%        | 3               | 15        | 0        | 2%        | 0                         | 0        | 0        | 0%        | 2             | 4         | 0        | 1%        | 1            | 2         | 0        | 0%        | 15         | 42         | 0        | 8%        |   |   |   |    |
| Nursing                        | 442         | 49         | 233         | 0        | 64%        | 6                | 33        | 0        | 9%        | 5          | 30         | 0        | 8%         | 5          | 20         | 0        | 6%         | 3               | 15        | 0        | 4%        | 0                         | 0        | 0        | 0%        | 2             | 3         | 0        | 1%        | 3            | 6         | 0        | 2%        | 3          | 26         | 0        | 7%        |   |   |   |    |
| Pharmacy                       | 0           | 0          | 0           | 0        | -          | 0                | 0         | 0        | -         | 0          | 0          | 0        | -          | 0          | 0          | 0        | -          | 0               | 0         | 0        | -         | 0                         | 0        | 0        | -         | 0             | 0         | 0        | -         | 0            | 0         | 0        | -         | 0          | 0          | 0        | -         |   |   |   |    |
| Public Health                  | 0           | 0          | 0           | 0        | -          | 0                | 0         | 0        | -         | 0          | 0          | 0        | -          | 0          | 0          | 0        | -          | 0               | 0         | 0        | -         | 0                         | 0        | 0        | -         | 0             | 0         | 0        | -         | 0            | 0         | 0        | -         | 0          | 0          | 0        | -         |   |   |   |    |
| Norman Inter-Campus Non-Degree | 0           | 0          | 0           | 0        | -          | 0                | 0         | 0        | -         | 0          | 0          | 0        | -          | 0          | 0          | 0        | -          | 0               | 0         | 0        | -         | 0                         | 0        | 0        | -         | 0             | 0         | 0        | -         | 0            | 0         | 0        | -         | 0          | 0          | 0        | -         |   |   |   |    |
|                                | 662         | 137        | 258         | 0        | 60%        | 15               | 29        | 0        | 7%        | 29         | 39         | 0        | 10%        | 33         | 45         | 0        | 12%        | 4               | 10        | 0        | 2%        | 0                         | 0        | 0        | 0%        | 4             | 4         | 0        | 1%        | 0            | 1         | 0        | 0%        | 11         | 43         | 0        | 8%        |   |   |   |    |

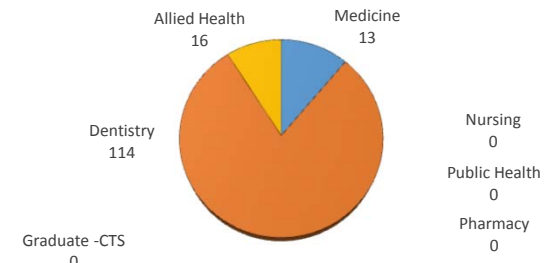
UNDERGRADUATE APPLICANTS



PROFESSIONAL APPLICANTS



GRADUATE COLLEGE APPLICANTS



IPEDS (Integrated Postsecondary Education Data System) is the core postsecondary education data collection program for the National Center for Education Statistics, a part of the Institute for Education Sciences within the United States Department of Education.

Prepared by the Office of Institutional Research using census data collected on June 9, 2017