

ADMITTED BY LEVEL REPORT

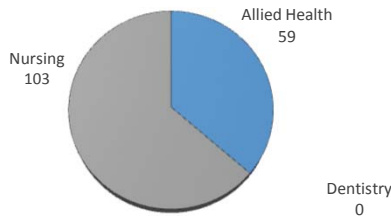
Summer 2017

Male/Female Ethnic (IPEDS) Totals

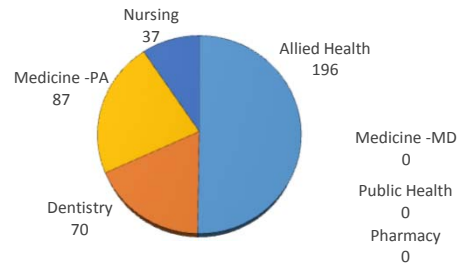
University of Oklahoma Health Sciences Center

LEVEL/COLLEGE	TOT	CAUCASIAN				AFRICAN AMERICAN				HISPANIC				ASIAN				AMERICAN INDIAN				HAWAIIAN/PACIFIC ISLANDER				INTERNATIONAL				MULTI-ETHNIC				UNREPORTED			
		M	F	U	%	M	F	U	%	M	F	U	%	M	F	U	%	M	F	U	%	M	F	U	%	M	F	U	%	M	F	U	%				
UNDERGRADUATE	162	24	83	0	66%	1	5	0	4%	3	12	0	9%	2	10	0	7%	1	7	0	5%	0	0	0	0%	0	1	0	1%	2	2	0	2%	1	8	0	6%
Allied Health	59	7	30	0	63%	0	2	0	3%	2	8	0	17%	1	6	0	12%	0	2	0	3%	0	0	0	0%	0	0	0	0%	0	0	0	0%	0	1	0	2%
Dentistry	0	0	0	0	-	0	0	0	-	0	0	0	-	0	0	0	-	0	0	0	-	0	0	0	-	0	0	0	-	0	0	0	-	0	0	0	-
Nursing	103	17	53	0	68%	1	3	0	4%	1	4	0	5%	1	4	0	5%	1	5	0	6%	0	0	0	0%	0	1	0	1%	2	2	0	4%	1	7	0	8%
PROFESSIONAL	390	65	206	0	69%	3	3	0	2%	9	19	0	7%	14	22	0	9%	2	6	0	2%	0	0	0	0%	1	1	0	1%	0	7	0	2%	15	17	0	8%
Allied Health	196	21	124	0	74%	1	0	0	1%	3	10	0	7%	6	3	0	5%	1	1	0	1%	0	0	0	0%	1	0	0	1%	0	3	0	2%	9	13	0	11%
Dentistry	70	22	20	0	60%	1	0	0	1%	4	2	0	9%	5	9	0	20%	0	1	0	1%	0	0	0	0%	0	0	0	0%	0	1	0	1%	3	2	0	7%
Medicine -MD	0	0	0	0	-	0	0	0	-	0	0	0	-	0	0	0	-	0	0	0	-	0	0	0	-	0	0	0	-	0	0	0	-	0	0	0	-
Medicine -PA	87	19	39	0	67%	1	1	0	2%	2	6	0	9%	3	8	0	13%	0	2	0	2%	0	0	0	0%	0	1	0	1%	0	1	0	1%	3	1	0	5%
Nursing	37	3	23	0	70%	0	2	0	5%	0	1	0	3%	0	2	0	5%	1	2	0	8%	0	0	0	0%	0	0	0	0%	0	2	0	5%	0	1	0	3%
Pharmacy	0	0	0	0	-	0	0	0	-	0	0	0	-	0	0	0	-	0	0	0	-	0	0	0	-	0	0	0	-	0	0	0	-	0	0	0	-
Public Health	0	0	0	0	-	0	0	0	-	0	0	0	-	0	0	0	-	0	0	0	-	0	0	0	-	0	0	0	-	0	0	0	-	0	0	0	-
GRADUATE COLLEGE	21	4	9	0	62%	0	0	0	0%	1	3	0	19%	0	0	0	0%	0	0	0	0%	0	0	0	0%	1	2	0	14%	0	0	0	0%	0	1	0	5%
Allied Health	12	0	8	0	67%	0	0	0	0%	1	2	0	25%	0	0	0	0%	0	0	0	0%	0	0	0	0%	0	0	0	0%	0	0	0	0%	0	1	0	8%
Dentistry	7	2	1	0	43%	0	0	0	0%	0	1	0	14%	0	0	0	0%	0	0	0	0%	0	0	0	0%	1	2	0	43%	0	0	0	0%	0	0	0	0%
Graduate -CTS	0	0	0	0	-	0	0	0	-	0	0	0	-	0	0	0	-	0	0	0	-	0	0	0	-	0	0	0	-	0	0	0	-	0	0	0	-
Medicine	2	2	0	0	100%	0	0	0	0%	0	0	0	0%	0	0	0	0%	0	0	0	0%	0	0	0	0%	0	0	0	0%	0	0	0	0%	0	0	0	0%
Nursing	0	0	0	0	-	0	0	0	-	0	0	0	-	0	0	0	-	0	0	0	-	0	0	0	-	0	0	0	-	0	0	0	-	0	0	0	-
Pharmacy	0	0	0	0	-	0	0	0	-	0	0	0	-	0	0	0	-	0	0	0	-	0	0	0	-	0	0	0	-	0	0	0	-	0	0	0	-
Public Health	0	0	0	0	-	0	0	0	-	0	0	0	-	0	0	0	-	0	0	0	-	0	0	0	-	0	0	0	-	0	0	0	-	0	0	0	-
TOTAL OUHSC	589	94	305	0	68%	4	8	0	2%	13	35	0	8%	18	33	0	9%	3	14	0	3%	0	0	0	0%	3	5	0	1%	2	10	0	2%	16	27	0	7%
Allied Health	267	28	162	0	71%	1	2	0	1%	6	20	0	10%	8	9	0	6%	1	3	0	1%	0	0	0	0%	1	0	0	0%	0	3	0	1%	9	15	0	9%
Dentistry	77	24	21	0	58%	1	0	0	1%	4	3	0	9%	5	9	0	18%	0	1	0	1%	0	0	0	0%	1	2	0	4%	0	1	0	1%	3	2	0	6%
Graduate -CTS	0	0	0	0	-	0	0	0	-	0	0	0	-	0	0	0	-	0	0	0	-	0	0	0	-	0	0	0	-	0	0	0	-	0	0	0	-
Medicine	89	21	39	0	67%	1	1	0	2%	2	6	0	9%	3	8	0	12%	0	2	0	2%	0	0	0	0%	0	1	0	1%	0	1	0	1%	3	1	0	4%
Nursing	140	20	76	0	69%	1	5	0	4%	1	5	0	4%	1	6	0	5%	2	7	0	6%	0	0	0	0%	0	1	0	1%	2	4	0	4%	1	8	0	6%
Pharmacy	0	0	0	0	-	0	0	0	-	0	0	0	-	0	0	0	-	0	0	0	-	0	0	0	-	0	0	0	-	0	0	0	-	0	0	0	-
Public Health	0	0	0	0	-	0	0	0	-	0	0	0	-	0	0	0	-	0	0	0	-	0	0	0	-	0	0	0	-	0	0	0	-	0	0	0	-
Norman Inter-Campus Non-Degree	0	0	0	0	-	0	0	0	-	0	0	0	-	0	0	0	-	0	0	0	-	0	0	0	-	0	0	0	-	0	0	0	-	0	0	0	-
Non-Degree	16	1	7	0	50%	0	0	0	0%	0	1	0	6%	1	1	0	13%	0	1	0	6%	0	0	0	0%	1	1	0	13%	0	1	0	6%	0	1	0	6%

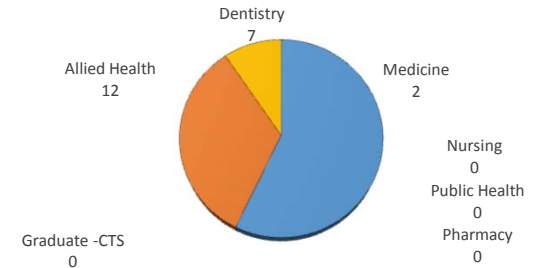
UNDERGRADUATE ADMITS



PROFESSIONAL ADMITS



GRADUATE COLLEGE ADMITS



IPEDS (Integrated Postsecondary Education Data System) is the core postsecondary education data collection program for the National Center for Education Statistics, a part of the Institute for Education Sciences within the United States Department of Education.

Prepared by the Office of Institutional Research using census data collected on June 9, 2017