

# ADMITTED & ENROLLED BY LEVEL REPORT

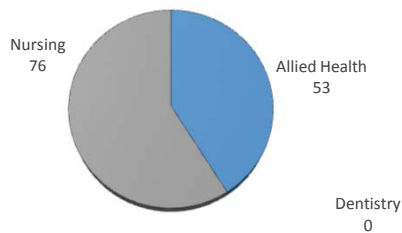
Summer 2017

Male/Female Ethnic (IPEDS) Totals

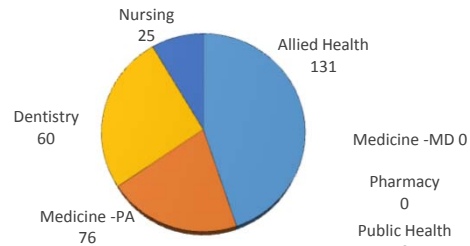
University of Oklahoma Health Sciences Center

LEVEL/COLLEGE	TOT	CAUCASIAN				AFRICAN AMERICAN				HISPANIC				ASIAN				AMERICAN INDIAN				HAWAIIAN/PACIFIC ISLANDER				INTERNATIONAL				MULTI-ETHNIC				UNREPORTED							
		M	F	U	%	M	F	U	%	M	F	U	%	M	F	U	%	M	F	U	%	M	F	U	%	M	F	U	%	M	F	U	%	M	F	U	%				
<b>UNDERGRADUATE</b>	<b>129</b>	<b>20</b>	<b>66</b>	<b>0</b>	<b>67%</b>	<b>0</b>	<b>4</b>	<b>0</b>	<b>3%</b>	<b>3</b>	<b>9</b>	<b>0</b>	<b>9%</b>	<b>2</b>	<b>9</b>	<b>0</b>	<b>9%</b>	<b>1</b>	<b>6</b>	<b>0</b>	<b>5%</b>	<b>0</b>	<b>0</b>	<b>0</b>	<b>0%</b>	<b>0</b>	<b>0</b>	<b>0</b>	<b>0%</b>	<b>0</b>	<b>0</b>	<b>0</b>	<b>0%</b>	<b>1</b>	<b>1</b>	<b>0</b>	<b>2%</b>	<b>0</b>	<b>7</b>	<b>0</b>	<b>5%</b>
Allied Health	53	6	27	0	62%	0	2	0	4%	2	7	0	17%	1	5	0	11%	0	2	0	4%	0	0	0	0%	0	0	0	0%	0	0	0	0%	0	0	0	0%	0	1	0	2%
Dentistry	0	0	0	0	-	0	0	0	-	0	0	0	-	0	0	0	-	0	0	0	-	0	0	0	-	0	0	0	-	0	0	0	-	0	0	0	-	0	0	0	-
Nursing	76	14	39	0	70%	0	2	0	3%	1	2	0	4%	1	4	0	7%	1	4	0	7%	0	0	0	0%	0	0	0	0%	0	0	0	0%	1	1	0	3%	0	6	0	8%
<b>PROFESSIONAL</b>	<b>292</b>	<b>51</b>	<b>147</b>	<b>0</b>	<b>68%</b>	<b>2</b>	<b>2</b>	<b>0</b>	<b>1%</b>	<b>8</b>	<b>15</b>	<b>0</b>	<b>8%</b>	<b>11</b>	<b>20</b>	<b>0</b>	<b>11%</b>	<b>1</b>	<b>6</b>	<b>0</b>	<b>2%</b>	<b>0</b>	<b>0</b>	<b>0</b>	<b>0%</b>	<b>1</b>	<b>0</b>	<b>0</b>	<b>0%</b>	<b>0</b>	<b>5</b>	<b>0</b>	<b>2%</b>	<b>11</b>	<b>12</b>	<b>0</b>	<b>8%</b>				
Allied Health	131	12	82	0	72%	0	0	0	0%	3	6	0	7%	4	3	0	5%	1	1	0	2%	0	0	0	0%	1	0	0	1%	0	2	0	2%	6	10	0	12%				
Dentistry	60	20	16	0	60%	1	0	0	2%	3	2	0	8%	5	8	0	22%	0	1	0	2%	0	0	0	0%	0	0	0	0%	0	1	0	2%	2	1	0	5%				
Medicine -MD	0	0	0	0	-	0	0	0	-	0	0	0	-	0	0	0	-	0	0	0	-	0	0	0	-	0	0	0	-	0	0	0	-	0	0	0	-				
Medicine -PA	76	17	33	0	66%	1	1	0	3%	2	6	0	11%	2	7	0	12%	0	2	0	3%	0	0	0	0%	0	0	0	0%	0	1	0	1%	3	1	0	5%				
Nursing	25	2	16	0	72%	0	1	0	4%	0	1	0	4%	0	2	0	8%	0	2	0	8%	0	0	0	0%	0	0	0	0%	0	1	0	4%	0	0	0	0%				
Pharmacy	0	0	0	0	-	0	0	0	-	0	0	0	-	0	0	0	-	0	0	0	-	0	0	0	-	0	0	0	-	0	0	0	-	0	0	0	-				
Public Health	0	0	0	0	-	0	0	0	-	0	0	0	-	0	0	0	-	0	0	0	-	0	0	0	-	0	0	0	-	0	0	0	-	0	0	0	-				
<b>GRADUATE COLLEGE</b>	<b>11</b>	<b>4</b>	<b>6</b>	<b>0</b>	<b>91%</b>	<b>0</b>	<b>0</b>	<b>0</b>	<b>0%</b>	<b>0</b>	<b>1</b>	<b>0</b>	<b>9%</b>	<b>0</b>	<b>0</b>	<b>0</b>	<b>0%</b>	<b>0</b>	<b>0</b>	<b>0</b>	<b>0%</b>	<b>0</b>	<b>0</b>	<b>0</b>	<b>0%</b>	<b>0</b>	<b>0</b>	<b>0</b>	<b>0%</b>	<b>0</b>	<b>0</b>	<b>0</b>	<b>0%</b>	<b>0</b>	<b>0</b>	<b>0</b>	<b>0%</b>				
Allied Health	5	0	5	0	100%	0	0	0	0%	0	0	0	0%	0	0	0	0%	0	0	0	0%	0	0	0	0%	0	0	0	0%	0	0	0	0%	0	0	0	0%				
Dentistry	4	2	1	0	75%	0	0	0	0%	0	1	0	25%	0	0	0	0%	0	0	0	0%	0	0	0	0%	0	0	0	0%	0	0	0	0%	0	0	0	0%				
Graduate -CTS	0	0	0	0	-	0	0	0	-	0	0	0	-	0	0	0	-	0	0	0	-	0	0	0	-	0	0	0	-	0	0	0	-	0	0	0	-				
Medicine	2	2	0	0	100%	0	0	0	0%	0	0	0	0%	0	0	0	0%	0	0	0	0%	0	0	0	0%	0	0	0	0%	0	0	0	0%	0	0	0	0%				
Nursing	0	0	0	0	-	0	0	0	-	0	0	0	-	0	0	0	-	0	0	0	-	0	0	0	-	0	0	0	-	0	0	0	-	0	0	0	-				
Pharmacy	0	0	0	0	-	0	0	0	-	0	0	0	-	0	0	0	-	0	0	0	-	0	0	0	-	0	0	0	-	0	0	0	-	0	0	0	-				
Public Health	0	0	0	0	-	0	0	0	-	0	0	0	-	0	0	0	-	0	0	0	-	0	0	0	-	0	0	0	-	0	0	0	-	0	0	0	-				
<b>TOTAL OUHSC</b>	<b>440</b>	<b>76</b>	<b>221</b>	<b>0</b>	<b>68%</b>	<b>2</b>	<b>6</b>	<b>0</b>	<b>2%</b>	<b>11</b>	<b>26</b>	<b>0</b>	<b>8%</b>	<b>13</b>	<b>30</b>	<b>0</b>	<b>10%</b>	<b>2</b>	<b>13</b>	<b>0</b>	<b>3%</b>	<b>0</b>	<b>0</b>	<b>0</b>	<b>0%</b>	<b>1</b>	<b>0</b>	<b>0</b>	<b>0%</b>	<b>1</b>	<b>7</b>	<b>0</b>	<b>2%</b>	<b>11</b>	<b>20</b>	<b>0</b>	<b>7%</b>				
Allied Health	189	18	114	0	70%	0	2	0	1%	5	13	0	10%	5	8	0	7%	1	3	0	2%	0	0	0	0%	1	0	0	1%	0	2	0	1%	6	11	0	9%				
Dentistry	64	22	17	0	61%	1	0	0	2%	3	3	0	9%	5	8	0	20%	0	1	0	2%	0	0	0	0%	0	0	0	0%	0	1	0	2%	2	1	0	5%				
Graduate -CTS	0	0	0	0	-	0	0	0	-	0	0	0	-	0	0	0	-	0	0	0	-	0	0	0	-	0	0	0	-	0	0	0	-	0	0	0	-				
Medicine	78	19	33	0	67%	1	1	0	3%	2	6	0	10%	2	7	0	12%	0	2	0	3%	0	0	0	0%	0	0	0	0%	0	1	0	1%	3	1	0	5%				
Nursing	101	16	55	0	70%	0	3	0	3%	1	3	0	4%	1	6	0	7%	1	6	0	7%	0	0	0	0%	0	0	0	0%	1	2	0	3%	0	6	0	6%				
Pharmacy	0	0	0	0	-	0	0	0	-	0	0	0	-	0	0	0	-	0	0	0	-	0	0	0	-	0	0	0	-	0	0	0	-	0	0	0	-				
Public Health	0	0	0	0	-	0	0	0	-	0	0	0	-	0	0	0	-	0	0	0	-	0	0	0	-	0	0	0	-	0	0	0	-	0	0	0	-				
Norman Inter-Campus Non-Degree	0	0	0	0	-	0	0	0	-	0	0	0	-	0	0	0	-	0	0	0	-	0	0	0	-	0	0	0	-	0	0	0	-	0	0	0	-				
Non-Degree	8	1	2	0	38%	0	0	0	0%	0	1	0	13%	0	1	0	13%	0	1	0	13%	0	0	0	0%	0	0	0	0%	0	1	0	13%	0	1	0	13%				

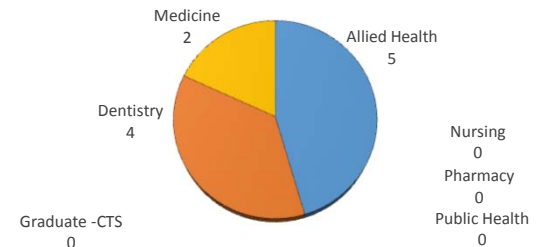
UNDERGRADUATE A&E



PROFESSIONAL A&E



GRADUATE COLLEGE A&E



IPEDS (Integrated Postsecondary Education Data System) is the core postsecondary education data collection program for the National Center for Education Statistics, a part of the Institute for Education Sciences within the United States Department of Education.

Prepared by the Office of Institutional Research using census data collected on June 9, 2017