

# COLLEGE OF NURSING - ENROLLMENT SUMMARY BY DEGREE

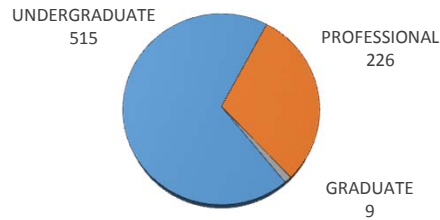
Spring 2017

Credit Enrollment and Full-Time Equivalent (FTE) Enrollment

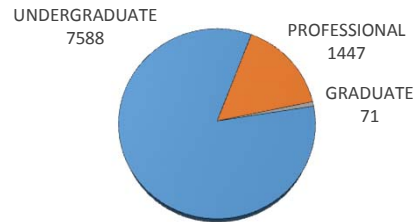
University of Oklahoma Health Sciences Center

CLASSIFICATION	ENROLLMENT			ENROLLMENT - TULSA			STUDENT CREDIT HOURS		FULL-TIME EQUIV	
	Male	Female	TOTAL	Male	Female	TOTAL	TOTAL	TULSA	TOTAL	TULSA
<b>UNDERGRADUATE</b>	<b>67</b>	<b>448</b>	<b>515</b>	<b>19</b>	<b>118</b>	<b>137</b>	<b>7588</b>	<b>1999</b>	<b>506.21</b>	<b>133.42</b>
Third-Year Students	28	214	242	8	50	58	3563	829	237.56	55.27
Fourth-Year Students	39	234	273	11	68	79	4025	1170	268.65	78.15
<b>PROFESSIONAL</b>	<b>27</b>	<b>199</b>	<b>226</b>	<b>6</b>	<b>61</b>	<b>67</b>	<b>1447</b>	<b>434</b>	<b>120.58</b>	<b>36.17</b>
Professional	27	199	226	6	61	67	1447	434	120.58	36.17
Professional - Special	0	0	0	0	0	0	0	0	0	0
<b>GRADUATE</b>	<b>0</b>	<b>9</b>	<b>9</b>	<b>0</b>	<b>0</b>	<b>0</b>	<b>71</b>	<b>0</b>	<b>5.91</b>	<b>0</b>
Graduate Students	0	9	9	0	0	0	71	0	5.91	0
Graduate - Unclassified	0	0	0	0	0	0	0	0	0	0
<b>TOTAL - COLLEGE OF NURSING</b>	<b>94</b>	<b>656</b>	<b>750</b>	<b>25</b>	<b>179</b>	<b>204</b>	<b>9106</b>	<b>2433</b>	<b>632.7</b>	<b>169.59</b>

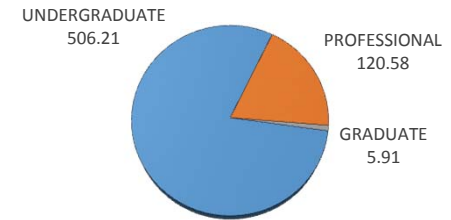
HEADCOUNT ENROLLMENT BY CLASSIFICATION



CREDIT HOURS ENROLLMENT BY CLASSIFICATION



FULL-TIME-EQUIVALENT ENROLLMENT BY CLASSIFICATION



\* Full-Time Equivalent enrollment for Fall and Spring semesters is calculated by dividing Graduate and Professional enrollment credit hours by 12, the Undergraduate enrollment credit hours by 15. Full-Time Equivalent enrollment for Summer semesters is calculated by dividing enrollment credit hours for all levels by 6.