

# ADMITTED BY LEVEL REPORT

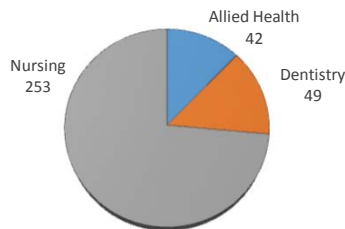
Fall 2017

Male/Female Ethnic (IPEDS) Totals

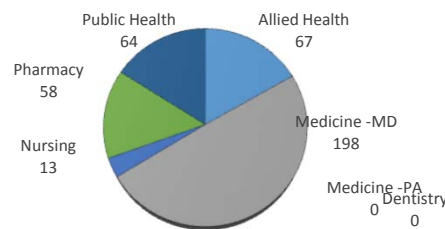
University of Oklahoma Health Sciences Center

LEVEL/COLLEGE	TOT	CAUCASIAN				AFRICAN AMERICAN				HISPANIC				ASIAN				AMERICAN INDIAN				HAWAIIAN/PACIFIC ISLANDER				INTERNATIONAL				MULTI-ETHNIC				UNREPORTED			
		M	F	U	%	M	F	U	%	M	F	U	%	M	F	U	%	M	F	U	%	M	F	U	%	M	F	U	%	M	F	U	%				
<b>UNDERGRADUATE</b>	<b>344</b>	<b>22</b>	<b>221</b>	<b>0</b>	<b>71%</b>	<b>4</b>	<b>11</b>	<b>0</b>	<b>4%</b>	<b>5</b>	<b>31</b>	<b>0</b>	<b>10%</b>	<b>1</b>	<b>9</b>	<b>0</b>	<b>3%</b>	<b>1</b>	<b>12</b>	<b>0</b>	<b>4%</b>	<b>0</b>	<b>0</b>	<b>0</b>	<b>0%</b>	<b>0</b>	<b>1</b>	<b>0</b>	<b>0%</b>	<b>1</b>	<b>2</b>	<b>0</b>	<b>1%</b>	<b>2</b>	<b>21</b>	<b>0</b>	<b>7%</b>
Allied Health	42	2	30	0	76%	0	1	0	2%	0	6	0	14%	0	0	0	0%	0	0	0	0%	0	0	0	0%	0	0	0	0%	0	0	0	0%	0	3	0	7%
Dentistry	49	0	40	0	82%	0	1	0	2%	0	3	0	6%	0	1	0	2%	0	1	0	2%	0	0	0	0%	0	0	0	0%	0	1	0	2%	0	2	0	4%
Nursing	253	20	151	0	68%	4	9	0	5%	5	22	0	11%	1	8	0	4%	1	11	0	5%	0	0	0	0%	0	1	0	0%	1	1	0	1%	2	16	0	7%
<b>PROFESSIONAL</b>	<b>400</b>	<b>83</b>	<b>160</b>	<b>1</b>	<b>61%</b>	<b>4</b>	<b>8</b>	<b>0</b>	<b>3%</b>	<b>9</b>	<b>9</b>	<b>0</b>	<b>5%</b>	<b>29</b>	<b>29</b>	<b>0</b>	<b>15%</b>	<b>7</b>	<b>8</b>	<b>0</b>	<b>4%</b>	<b>0</b>	<b>0</b>	<b>0</b>	<b>0%</b>	<b>4</b>	<b>7</b>	<b>0</b>	<b>3%</b>	<b>8</b>	<b>11</b>	<b>0</b>	<b>5%</b>	<b>6</b>	<b>17</b>	<b>0</b>	<b>6%</b>
Allied Health	67	1	52	0	79%	0	1	0	1%	0	3	0	4%	1	1	0	3%	0	3	0	4%	0	0	0	0%	0	0	0	0%	0	1	0	1%	0	4	0	6%
Dentistry	0	0	0	0	-	0	0	0	-	0	0	0	-	0	0	0	-	0	0	0	-	0	0	0	-	0	0	0	-	0	0	0	-	0	0	0	-
Medicine -MD	198	61	59	1	61%	1	2	0	2%	4	3	0	4%	21	19	0	20%	5	2	0	4%	0	0	0	0%	0	0	0	0%	7	9	0	8%	2	2	0	2%
Medicine -PA	0	0	0	0	-	0	0	0	-	0	0	0	-	0	0	0	-	0	0	0	-	0	0	0	-	0	0	0	-	0	0	0	-	0	0	0	-
Nursing	13	0	11	0	85%	0	1	0	8%	0	0	0	0%	0	0	0	0%	0	1	0	8%	0	0	0	0%	0	0	0	0%	0	0	0	0%	0	0	0	0%
Pharmacy	58	8	21	0	50%	2	4	0	10%	1	2	0	5%	4	6	0	17%	0	1	0	2%	0	0	0	0%	0	1	0	2%	0	0	0	0%	3	5	0	14%
Public Health	64	13	17	0	47%	1	0	0	2%	4	1	0	8%	3	3	0	9%	2	1	0	5%	0	0	0	0%	4	6	0	16%	1	1	0	3%	1	6	0	11%
<b>GRADUATE COLLEGE</b>	<b>81</b>	<b>13</b>	<b>26</b>	<b>0</b>	<b>48%</b>	<b>1</b>	<b>2</b>	<b>0</b>	<b>4%</b>	<b>3</b>	<b>3</b>	<b>0</b>	<b>7%</b>	<b>2</b>	<b>1</b>	<b>0</b>	<b>4%</b>	<b>0</b>	<b>1</b>	<b>0</b>	<b>1%</b>	<b>0</b>	<b>0</b>	<b>0</b>	<b>0%</b>	<b>16</b>	<b>9</b>	<b>0</b>	<b>31%</b>	<b>1</b>	<b>1</b>	<b>0</b>	<b>2%</b>	<b>1</b>	<b>1</b>	<b>0</b>	<b>2%</b>
Allied Health	8	0	6	0	75%	0	0	0	0%	0	2	0	25%	0	0	0	0%	0	0	0	0%	0	0	0	0%	0	0	0	0%	0	0	0	0%	0	0	0	0%
Dentistry	0	0	0	0	-	0	0	0	-	0	0	0	-	0	0	0	-	0	0	0	-	0	0	0	-	0	0	0	-	0	0	0	-	0	0	0	-
Graduate -CTS	5	0	1	0	20%	0	0	0	0%	1	0	0	20%	0	1	0	20%	0	0	0	0%	0	0	0	0%	1	1	0	40%	0	0	0	0%	0	0	0	0%
Medicine	40	9	14	0	58%	0	1	0	3%	1	1	0	5%	2	0	0	5%	0	0	0	0%	0	0	0	0%	8	2	0	25%	0	0	0	0%	1	1	0	5%
Nursing	3	0	2	0	67%	0	0	0	0%	0	0	0	0%	0	0	0	0%	0	0	0	0%	0	0	0	0%	0	0	0	0%	1	0	0	33%	0	0	0	0%
Pharmacy	4	1	0	0	25%	0	0	0	0%	0	0	0	0%	0	0	0	0%	0	0	0	0%	0	0	0	0%	2	1	0	75%	0	0	0	0%	0	0	0	0%
Public Health	21	3	3	0	29%	1	1	0	10%	1	0	0	5%	0	0	0	0%	0	1	0	5%	0	0	0	0%	5	5	0	48%	0	1	0	5%	0	0	0	0%
<b>TOTAL OUHSC</b>	<b>835</b>	<b>120</b>	<b>411</b>	<b>1</b>	<b>64%</b>	<b>9</b>	<b>21</b>	<b>0</b>	<b>4%</b>	<b>17</b>	<b>43</b>	<b>0</b>	<b>7%</b>	<b>32</b>	<b>41</b>	<b>0</b>	<b>9%</b>	<b>8</b>	<b>21</b>	<b>0</b>	<b>3%</b>	<b>0</b>	<b>0</b>	<b>0</b>	<b>0%</b>	<b>21</b>	<b>18</b>	<b>0</b>	<b>5%</b>	<b>10</b>	<b>14</b>	<b>0</b>	<b>3%</b>	<b>9</b>	<b>39</b>	<b>0</b>	<b>6%</b>
Allied Health	117	3	88	0	78%	0	2	0	2%	0	11	0	9%	1	1	0	2%	0	3	0	3%	0	0	0	0%	0	0	0	0%	0	1	0	1%	0	7	0	6%
Dentistry	49	0	40	0	82%	0	1	0	2%	0	3	0	6%	0	1	0	2%	0	1	0	2%	0	0	0	0%	0	0	0	0%	0	1	0	2%	0	2	0	4%
Graduate -CTS	5	0	1	0	20%	0	0	0	0%	1	0	0	20%	0	1	0	20%	0	0	0	0%	0	0	0	0%	1	1	0	40%	0	0	0	0%	0	0	0	0%
Medicine	238	70	73	1	60%	1	3	0	2%	5	4	0	4%	23	19	0	18%	5	2	0	3%	0	0	0	0%	8	2	0	4%	7	9	0	7%	3	3	0	3%
Nursing	269	20	164	0	68%	4	10	0	5%	5	22	0	10%	1	8	0	3%	1	12	0	5%	0	0	0	0%	0	1	0	0%	2	1	0	1%	2	16	0	7%
Pharmacy	62	9	21	0	48%	2	4	0	10%	1	2	0	5%	4	6	0	16%	0	1	0	2%	0	0	0	0%	2	2	0	6%	0	0	0	0%	3	5	0	13%
Public Health	85	16	20	0	42%	2	1	0	4%	5	1	0	7%	3	3	0	7%	2	2	0	5%	0	0	0	0%	9	11	0	24%	1	2	0	4%	1	6	0	8%
Norman Inter-Campus Non-Degree	0	0	0	0	-	0	0	0	-	0	0	0	-	0	0	0	-	0	0	0	-	0	0	0	-	0	0	0	-	0	0	0	-	0	0	0	-
Non-Degree	10	2	4	0	60%	0	0	0	0%	0	0	0	0%	0	2	0	20%	0	0	0	0%	0	0	0	0%	1	1	0	20%	0	0	0	0%	0	0	0	0%

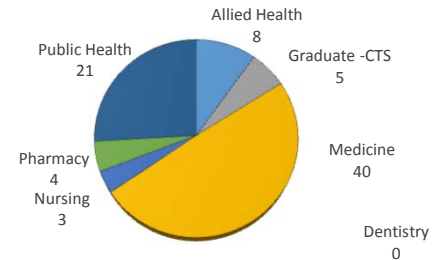
UNDERGRADUATE ADMITS



PROFESSIONAL ADMITS



GRADUATE COLLEGE ADMITS



IPEDS (Integrated Postsecondary Education Data System) is the core postsecondary education data collection program for the National Center for Education Statistics, a part of the Institute for Education Sciences within the United States Department of Education. U = Undesignated

Prepared by the Office of Institutional Research using census data collected on September 1, 2017