

# ADMITTED BY LEVEL REPORT

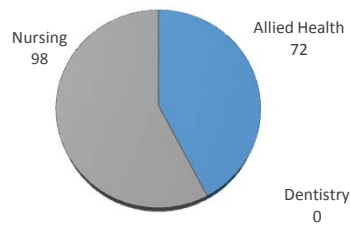
Summer 2016

Male/Female Ethnic (IPEDS) Totals

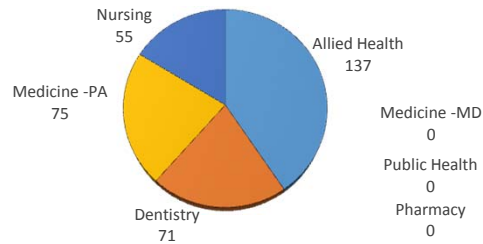
University of Oklahoma Health Sciences Center

LEVEL/COLLEGE	TOT	CAUCASIAN				AFRICAN AMERICAN				HISPANIC				ASIAN				AMERICAN INDIAN				HAWAIIAN/PACIFIC ISLANDER				INTERNATIONAL				MULTI-ETHNIC				UNREPORTED			
		M	F	U	%	M	F	U	%	M	F	U	%	M	F	U	%	M	F	U	%	M	F	U	%	M	F	U	%	M	F	U	%				
<b>UNDERGRADUATE</b>	<b>170</b>	<b>19</b>	<b>93</b>	<b>0</b>	<b>66%</b>	<b>0</b>	<b>5</b>	<b>0</b>	<b>3%</b>	<b>3</b>	<b>11</b>	<b>0</b>	<b>8%</b>	<b>1</b>	<b>12</b>	<b>0</b>	<b>8%</b>	<b>2</b>	<b>5</b>	<b>0</b>	<b>4%</b>	<b>0</b>	<b>0</b>	<b>0</b>	<b>0%</b>	<b>1</b>	<b>2</b>	<b>0</b>	<b>2%</b>	<b>0</b>	<b>4</b>	<b>0</b>	<b>2%</b>	<b>4</b>	<b>8</b>	<b>0</b>	<b>7%</b>
Allied Health	72	6	34	0	56%	0	2	0	3%	3	5	0	11%	0	7	0	10%	1	4	0	7%	0	0	0	0%	1	1	0	3%	0	0	0	0%	1	7	0	11%
Dentistry	0	0	0	0	-	0	0	0	-	0	0	0	-	0	0	0	-	0	0	0	-	0	0	0	-	0	0	0	-	0	0	0	-	0	0	0	-
Nursing	98	13	59	0	73%	0	3	0	3%	0	6	0	6%	1	5	0	6%	1	1	0	2%	0	0	0	0%	0	1	0	1%	0	4	0	4%	3	1	0	4%
<b>PROFESSIONAL</b>	<b>338</b>	<b>66</b>	<b>181</b>	<b>0</b>	<b>73%</b>	<b>0</b>	<b>7</b>	<b>0</b>	<b>2%</b>	<b>5</b>	<b>10</b>	<b>0</b>	<b>4%</b>	<b>7</b>	<b>17</b>	<b>0</b>	<b>7%</b>	<b>1</b>	<b>10</b>	<b>0</b>	<b>3%</b>	<b>0</b>	<b>0</b>	<b>0</b>	<b>0%</b>	<b>0</b>	<b>4</b>	<b>0</b>	<b>1%</b>	<b>2</b>	<b>4</b>	<b>0</b>	<b>2%</b>	<b>7</b>	<b>17</b>	<b>0</b>	<b>7%</b>
Allied Health	137	24	81	0	77%	0	2	0	1%	1	4	0	4%	1	6	0	5%	0	6	0	4%	0	0	0	0%	0	0	0	0%	0	0	0	0%	3	9	0	9%
Dentistry	71	27	20	0	66%	0	1	0	1%	1	1	0	3%	4	6	0	14%	0	0	0	0%	0	0	0	0%	0	4	0	6%	1	3	0	6%	2	1	0	4%
Medicine -MD	0	0	0	0	-	0	0	0	-	0	0	0	-	0	0	0	-	0	0	0	-	0	0	0	-	0	0	0	-	0	0	0	-	0	0	0	-
Medicine -PA	75	11	45	0	75%	0	0	0	0%	1	3	0	5%	2	3	0	7%	1	2	0	4%	0	0	0	0%	0	0	0	0%	1	0	0	1%	2	4	0	8%
Nursing	55	4	35	0	71%	0	4	0	7%	2	2	0	7%	0	2	0	4%	0	2	0	4%	0	0	0	0%	0	0	0	0%	0	1	0	2%	0	3	0	5%
Pharmacy	0	0	0	0	-	0	0	0	-	0	0	0	-	0	0	0	-	0	0	0	-	0	0	0	-	0	0	0	-	0	0	0	-	0	0	0	-
Public Health	0	0	0	0	-	0	0	0	-	0	0	0	-	0	0	0	-	0	0	0	-	0	0	0	-	0	0	0	-	0	0	0	-	0	0	0	-
<b>GRADUATE COLLEGE</b>	<b>7</b>	<b>3</b>	<b>1</b>	<b>0</b>	<b>57%</b>	<b>0</b>	<b>0</b>	<b>0</b>	<b>0%</b>	<b>0</b>	<b>0</b>	<b>0</b>	<b>0%</b>	<b>1</b>	<b>0</b>	<b>0</b>	<b>14%</b>	<b>0</b>	<b>0</b>	<b>0</b>	<b>0%</b>	<b>0</b>	<b>0</b>	<b>0</b>	<b>0%</b>	<b>1</b>	<b>1</b>	<b>0</b>	<b>29%</b>	<b>0</b>	<b>0</b>	<b>0</b>	<b>0%</b>	<b>0</b>	<b>0</b>	<b>0</b>	<b>0%</b>
Allied Health	0	0	0	0	-	0	0	0	-	0	0	0	-	0	0	0	-	0	0	0	-	0	0	0	-	0	0	0	-	0	0	0	-	0	0	0	-
Dentistry	7	3	1	0	57%	0	0	0	0%	0	0	0	0%	1	0	0	14%	0	0	0	0%	0	0	0	0%	1	1	0	29%	0	0	0	0%	0	0	0	0%
Graduate -CTS	0	0	0	0	-	0	0	0	-	0	0	0	-	0	0	0	-	0	0	0	-	0	0	0	-	0	0	0	-	0	0	0	-	0	0	0	-
Medicine	0	0	0	0	-	0	0	0	-	0	0	0	-	0	0	0	-	0	0	0	-	0	0	0	-	0	0	0	-	0	0	0	-	0	0	0	-
Nursing	0	0	0	0	-	0	0	0	-	0	0	0	-	0	0	0	-	0	0	0	-	0	0	0	-	0	0	0	-	0	0	0	-	0	0	0	-
Pharmacy	0	0	0	0	-	0	0	0	-	0	0	0	-	0	0	0	-	0	0	0	-	0	0	0	-	0	0	0	-	0	0	0	-	0	0	0	-
Public Health	0	0	0	0	-	0	0	0	-	0	0	0	-	0	0	0	-	0	0	0	-	0	0	0	-	0	0	0	-	0	0	0	-	0	0	0	-
<b>TOTAL OUHSC</b>	<b>535</b>	<b>89</b>	<b>282</b>	<b>0</b>	<b>69%</b>	<b>0</b>	<b>12</b>	<b>0</b>	<b>2%</b>	<b>8</b>	<b>21</b>	<b>0</b>	<b>5%</b>	<b>9</b>	<b>33</b>	<b>0</b>	<b>8%</b>	<b>4</b>	<b>17</b>	<b>0</b>	<b>4%</b>	<b>0</b>	<b>1</b>	<b>0</b>	<b>0%</b>	<b>2</b>	<b>8</b>	<b>0</b>	<b>2%</b>	<b>2</b>	<b>8</b>	<b>0</b>	<b>2%</b>	<b>11</b>	<b>28</b>	<b>0</b>	<b>7%</b>
Allied Health	209	30	115	0	69%	0	4	0	2%	4	9	0	6%	1	13	0	7%	1	10	0	5%	0	0	0	0%	1	1	0	1%	0	0	0	0%	4	16	0	10%
Dentistry	78	30	21	0	65%	0	1	0	1%	1	1	0	3%	5	6	0	14%	0	0	0	0%	0	0	0	0%	1	5	0	8%	1	3	0	5%	2	1	0	4%
Graduate -CTS	0	0	0	0	-	0	0	0	-	0	0	0	-	0	0	0	-	0	0	0	-	0	0	0	-	0	0	0	-	0	0	0	-	0	0	0	-
Medicine	75	11	45	0	75%	0	0	0	0%	1	3	0	5%	2	3	0	7%	1	2	0	4%	0	0	0	0%	0	0	0	0%	1	0	0	1%	2	4	0	8%
Nursing	153	17	94	0	73%	0	7	0	5%	2	8	0	7%	1	7	0	5%	1	3	0	3%	0	0	0	0%	0	1	0	1%	0	5	0	3%	3	4	0	5%
Pharmacy	0	0	0	0	-	0	0	0	-	0	0	0	-	0	0	0	-	0	0	0	-	0	0	0	-	0	0	0	-	0	0	0	-	0	0	0	-
Public Health	0	0	0	0	-	0	0	0	-	0	0	0	-	0	0	0	-	0	0	0	-	0	0	0	-	0	0	0	-	0	0	0	-	0	0	0	-
Norman Inter-Campus Non-Degree	0	0	0	0	-	0	0	0	-	0	0	0	-	0	0	0	-	0	0	0	-	0	0	0	-	0	0	0	-	0	0	0	-	0	0	0	-
Non-Degree	20	1	7	0	40%	0	0	0	0%	0	0	0	0%	0	4	0	20%	1	2	0	15%	0	1	0	5%	0	1	0	5%	0	0	0	0%	0	3	0	15%

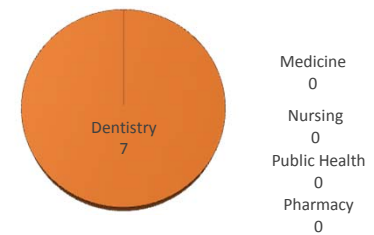
UNDERGRADUATE ADMITS



PROFESSIONAL ADMITS



GRADUATE COLLEGE ADMITS



IPEDS (Integrated Postsecondary Education Data System) is the core postsecondary education data collection program for the National Center for Education Statistics, a part of the Institute for Education Sciences within the United States Department of Education.

Prepared by the Office of Institutional Research using census data collected on June 10, 2016