

# ADMITTED & ENROLLED BY LEVEL REPORT

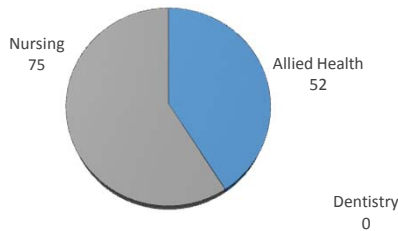
Summer 2016

Male/Female Ethnic (IPEDS) Totals

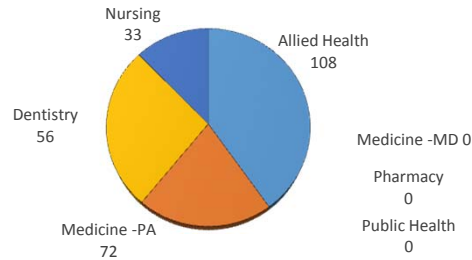
University of Oklahoma Health Sciences Center

LEVEL/COLLEGE	TOT	CAUCASIAN				AFRICAN AMERICAN				HISPANIC				ASIAN				AMERICAN INDIAN				HAWAIIAN/PACIFIC ISLANDER				INTERNATIONAL				MULTI-ETHNIC				UNREPORTED			
		M	F	U	%	M	F	U	%	M	F	U	%	M	F	U	%	M	F	U	%	M	F	U	%	M	F	U	%	M	F	U	%	M	F	U	%
<b>UNDERGRADUATE</b>	<b>127</b>	<b>15</b>	<b>73</b>	<b>0</b>	<b>69%</b>	<b>0</b>	<b>4</b>	<b>0</b>	<b>3%</b>	<b>1</b>	<b>4</b>	<b>0</b>	<b>4%</b>	<b>1</b>	<b>7</b>	<b>0</b>	<b>6%</b>	<b>1</b>	<b>5</b>	<b>0</b>	<b>5%</b>	<b>0</b>	<b>0</b>	<b>0</b>	<b>0%</b>	<b>1</b>	<b>0</b>	<b>0</b>	<b>1%</b>	<b>0</b>	<b>3</b>	<b>0</b>	<b>2%</b>	<b>4</b>	<b>8</b>	<b>0</b>	<b>9%</b>
Allied Health	52	5	25	0	58%	0	2	0	4%	1	1	0	4%	0	5	0	10%	0	4	0	8%	0	0	0	0%	1	0	0	2%	0	0	0	0%	1	7	0	15%
Dentistry	0	0	0	0	-	0	0	0	-	0	0	0	-	0	0	0	-	0	0	0	-	0	0	0	-	0	0	0	-	0	0	0	-	0	0	0	-
Nursing	75	10	48	0	77%	0	2	0	3%	0	3	0	4%	1	2	0	4%	1	1	0	3%	0	0	0	0%	0	0	0	0%	0	3	0	4%	3	1	0	5%
<b>PROFESSIONAL</b>	<b>269</b>	<b>54</b>	<b>148</b>	<b>0</b>	<b>75%</b>	<b>0</b>	<b>4</b>	<b>0</b>	<b>1%</b>	<b>4</b>	<b>8</b>	<b>0</b>	<b>4%</b>	<b>5</b>	<b>13</b>	<b>0</b>	<b>7%</b>	<b>1</b>	<b>8</b>	<b>0</b>	<b>3%</b>	<b>0</b>	<b>0</b>	<b>0</b>	<b>0%</b>	<b>0</b>	<b>3</b>	<b>0</b>	<b>1%</b>	<b>2</b>	<b>3</b>	<b>0</b>	<b>2%</b>	<b>4</b>	<b>12</b>	<b>0</b>	<b>6%</b>
Allied Health	108	20	64	0	78%	0	2	0	2%	0	4	0	4%	1	5	0	6%	0	5	0	5%	0	0	0	0%	0	0	0	0%	0	0	0	0%	1	6	0	6%
Dentistry	56	21	19	0	71%	0	0	0	0%	1	0	0	2%	2	4	0	11%	0	0	0	0%	0	3	0	5%	1	3	0	7%	1	1	0	4%				
Medicine -MD	0	0	0	0	-	0	0	0	-	0	0	0	-	0	0	0	-	0	0	0	-	0	0	0	-	0	0	0	-	0	0	0	-				
Medicine -PA	72	11	43	0	75%	0	0	0	0%	1	3	0	6%	2	3	0	7%	1	2	0	4%	0	0	0	0%	1	0	0	1%	2	3	0	7%				
Nursing	33	2	22	0	73%	0	2	0	6%	2	1	0	9%	0	1	0	3%	0	1	0	3%	0	0	0	0%	0	0	0	0%	0	2	0	6%				
Pharmacy	0	0	0	0	-	0	0	0	-	0	0	0	-	0	0	0	-	0	0	0	-	0	0	0	-	0	0	0	-	0	0	0	-				
Public Health	0	0	0	0	-	0	0	0	-	0	0	0	-	0	0	0	-	0	0	0	-	0	0	0	-	0	0	0	-	0	0	0	-				
<b>GRADUATE COLLEGE</b>	<b>5</b>	<b>2</b>	<b>1</b>	<b>0</b>	<b>60%</b>	<b>0</b>	<b>0</b>	<b>0</b>	<b>0%</b>	<b>0</b>	<b>0</b>	<b>0</b>	<b>0%</b>	<b>1</b>	<b>0</b>	<b>0</b>	<b>20%</b>	<b>0</b>	<b>0</b>	<b>0</b>	<b>0%</b>	<b>0</b>	<b>0</b>	<b>0</b>	<b>0%</b>	<b>0</b>	<b>1</b>	<b>0</b>	<b>20%</b>	<b>0</b>	<b>0</b>	<b>0</b>	<b>0%</b>	<b>0</b>	<b>0</b>	<b>0</b>	<b>0%</b>
Allied Health	0	0	0	0	-	0	0	0	-	0	0	0	-	0	0	0	-	0	0	0	-	0	0	0	-	0	0	0	-	0	0	0	-				
Dentistry	5	2	1	0	60%	0	0	0	0%	0	0	0	0%	1	0	0	20%	0	0	0	0%	0	1	0	20%	0	0	0	0%	0	0	0	0%				
Graduate -CTS	0	0	0	0	-	0	0	0	-	0	0	0	-	0	0	0	-	0	0	0	-	0	0	0	-	0	0	0	-	0	0	0	-				
Medicine	0	0	0	0	-	0	0	0	-	0	0	0	-	0	0	0	-	0	0	0	-	0	0	0	-	0	0	0	-	0	0	0	-				
Nursing	0	0	0	0	-	0	0	0	-	0	0	0	-	0	0	0	-	0	0	0	-	0	0	0	-	0	0	0	-	0	0	0	-				
Pharmacy	0	0	0	0	-	0	0	0	-	0	0	0	-	0	0	0	-	0	0	0	-	0	0	0	-	0	0	0	-	0	0	0	-				
Public Health	0	0	0	0	-	0	0	0	-	0	0	0	-	0	0	0	-	0	0	0	-	0	0	0	-	0	0	0	-	0	0	0	-				
<b>TOTAL OUHSC</b>	<b>403</b>	<b>71</b>	<b>224</b>	<b>0</b>	<b>73%</b>	<b>0</b>	<b>8</b>	<b>0</b>	<b>2%</b>	<b>5</b>	<b>12</b>	<b>0</b>	<b>4%</b>	<b>7</b>	<b>20</b>	<b>0</b>	<b>7%</b>	<b>2</b>	<b>13</b>	<b>0</b>	<b>4%</b>	<b>0</b>	<b>0</b>	<b>0</b>	<b>0%</b>	<b>1</b>	<b>4</b>	<b>0</b>	<b>1%</b>	<b>2</b>	<b>6</b>	<b>0</b>	<b>2%</b>	<b>8</b>	<b>20</b>	<b>0</b>	<b>7%</b>
Allied Health	160	25	89	0	71%	0	4	0	3%	1	5	0	4%	1	10	0	7%	0	9	0	6%	0	0	0	0%	1	0	0	1%	0	0	0	0%	2	13	0	9%
Dentistry	61	23	20	0	70%	0	0	0	0%	1	0	0	2%	3	4	0	11%	0	0	0	0%	0	4	0	7%	1	3	0	7%	1	1	0	3%				
Graduate -CTS	0	0	0	0	-	0	0	0	-	0	0	0	-	0	0	0	-	0	0	0	-	0	0	0	-	0	0	0	-	0	0	0	-				
Medicine	72	11	43	0	75%	0	0	0	0%	1	3	0	6%	2	3	0	7%	1	2	0	4%	0	0	0	0%	1	0	0	1%	2	3	0	7%				
Nursing	108	12	70	0	76%	0	4	0	4%	2	4	0	6%	1	3	0	4%	1	2	0	3%	0	0	0	0%	0	3	0	3%	3	3	0	6%				
Pharmacy	0	0	0	0	-	0	0	0	-	0	0	0	-	0	0	0	-	0	0	0	-	0	0	0	-	0	0	0	-	0	0	0	-				
Public Health	0	0	0	0	-	0	0	0	-	0	0	0	-	0	0	0	-	0	0	0	-	0	0	0	-	0	0	0	-	0	0	0	-				
Norman Inter-Campus Non-Degree	2	0	2	0	100%	0	0	0	0%	0	0	0	0%	0	0	0	0%	0	0	0	0%	0	0	0	0%	0	0	0	0%	0	0	0	0%				

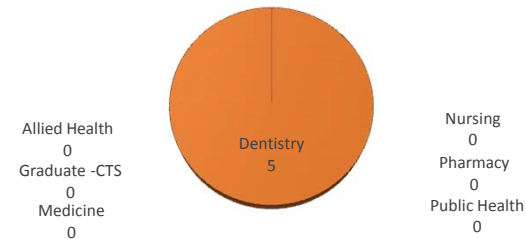
UNDERGRADUATE A&E



PROFESSIONAL A&E



GRADUATE COLLEGE A&E



IPEDS (Integrated Postsecondary Education Data System) is the core postsecondary education data collection program for the National Center for Education Statistics, a part of the Institute for Education Sciences within the United States Department of Education.

Prepared by the Office of Institutional Research using census data collected on June 10, 2016