

# COLLEGE OF NURSING - ENROLLMENT SUMMARY BY DEGREE

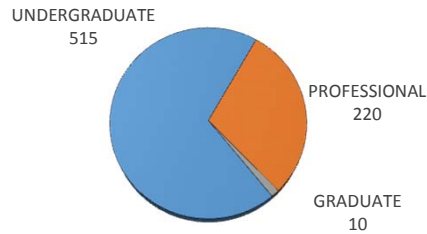
Spring 2016

## Credit Enrollment and Full-Time Equivalent (FTE) Enrollment

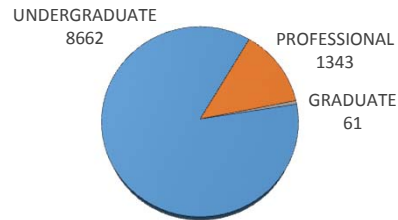
University of Oklahoma Health Sciences Center

CLASSIFICATION	ENROLLMENT			ENROLLMENT - TULSA			STUDENT CREDIT HOURS		FULL-TIME EQUIV	
	Male	Female	TOTAL	Male	Female	TOTAL	TOTAL	TULSA	TOTAL	TULSA
<b>UNDERGRADUATE</b>	<b>62</b>	<b>453</b>	<b>515</b>	<b>16</b>	<b>109</b>	<b>125</b>	<b>8662</b>	<b>2211</b>	<b>577.78</b>	<b>147.51</b>
Third-Year Students	31	206	237	7	47	54	4424	1101	294.92	73.39
Fourth-Year Students	31	247	278	9	62	71	4238	1110	282.86	74.12
<b>PROFESSIONAL</b>	<b>23</b>	<b>197</b>	<b>220</b>	<b>4</b>	<b>53</b>	<b>57</b>	<b>1343</b>	<b>331</b>	<b>111.93</b>	<b>27.58</b>
Professional	23	197	220	4	53	57	1343	331	111.93	27.58
Professional - Special	0	0	0	0	0	0	0	0	0	0
<b>GRADUATE</b>	<b>0</b>	<b>10</b>	<b>10</b>	<b>0</b>	<b>0</b>	<b>0</b>	<b>61</b>	<b>0</b>	<b>5.1</b>	<b>0</b>
Graduate Students	0	10	10	0	0	0	61	0	5.1	0
Graduate - Unclassified	0	0	0	0	0	0	0	0	0	0
<b>TOTAL - COLLEGE OF NURSING</b>	<b>85</b>	<b>660</b>	<b>745</b>	<b>20</b>	<b>162</b>	<b>182</b>	<b>10066</b>	<b>2542</b>	<b>694.81</b>	<b>175.09</b>

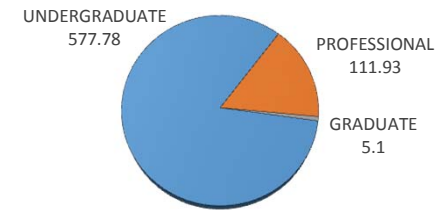
HEADCOUNT ENROLLMENT BY CLASSIFICATION



CREDIT HOURS ENROLLMENT BY CLASSIFICATION



FULL-TIME-EQUIVALENT ENROLLMENT BY CLASSIFICATION



\* Full-Time Equivalent enrollment for Fall and Spring semesters is calculated by dividing Graduate and Professional enrollment credit hours by 12, the Undergraduate enrollment credit hours by 15. Full-Time Equivalent enrollment for Summer semesters is calculated by dividing enrollment credit hours for all levels by 6.