

ALLIED HEALTH - ENROLLMENT SUMMARY BY DEGREE

Spring 2016

Credit Enrollment and Full-Time Equivalent (FTE) Enrollment

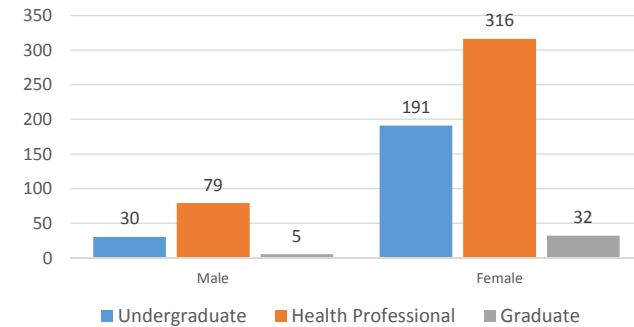
University of Oklahoma Health Sciences Center

| Division of Study | Junior/1st Year | | | Senior/2nd Year | | | Graduate/Professional | | | TOTAL | | | TULSA | | |
|---|-----------------|-----------|------------|-----------------|-----------|-----------|-----------------------|-----------|------------|------------|------------|------------|------------|-----------|-----------|
| | TOT | Male | Female | TOT | Male | Female | TOT | Male | Female | Male | Female | TOT | TOT | Male | Female |
| UNDERGRADUATE | 118 | 15 | 103 | 103 | 15 | 88 | 0 | 0 | 0 | 30 | 191 | 221 | 22 | 1 | 21 |
| Clinical Dietetics/Nutritional Sciences | 12 | 2 | 10 | 13 | 2 | 11 | 0 | 0 | 0 | 4 | 21 | 25 | 0 | 0 | 0 |
| Communication Sciences & Disorders | 36 | 2 | 34 | 28 | 0 | 28 | 0 | 0 | 0 | 2 | 62 | 64 | 0 | 0 | 0 |
| Medical Imaging & Radiation Sciences | 70 | 11 | 59 | 62 | 13 | 49 | 0 | 0 | 0 | 24 | 108 | 132 | 22 | 1 | 21 |
| Nuclear Medicine | 9 | 2 | 7 | 3 | 1 | 2 | 0 | 0 | 0 | 3 | 9 | 12 | 0 | 0 | 0 |
| Radiation Sciences | 12 | 1 | 11 | 10 | 3 | 7 | 0 | 0 | 0 | 4 | 18 | 22 | 0 | 0 | 0 |
| Radiation Therapy | 13 | 3 | 10 | 11 | 4 | 7 | 0 | 0 | 0 | 7 | 17 | 24 | 0 | 0 | 0 |
| Radiography | 16 | 5 | 11 | 15 | 5 | 10 | 0 | 0 | 0 | 10 | 21 | 31 | 8 | 1 | 7 |
| Sonography | 20 | 0 | 20 | 23 | 0 | 23 | 0 | 0 | 0 | 0 | 43 | 43 | 14 | 0 | 14 |
| HEALTH PROFESSIONAL | 0 | 0 | 0 | 0 | 0 | 0 | 395 | 79 | 316 | 79 | 316 | 395 | 93 | 25 | 68 |
| Audiology - AuD | 0 | 0 | 0 | 0 | 0 | 0 | 31 | 3 | 28 | 3 | 28 | 31 | 0 | 0 | 0 |
| Dietetics - MA | 0 | 0 | 0 | 0 | 0 | 0 | 12 | 1 | 11 | 1 | 11 | 12 | 0 | 0 | 0 |
| Occupational Therapy - MOT | 0 | 0 | 0 | 0 | 0 | 0 | 91 | 9 | 82 | 9 | 82 | 91 | 34 | 4 | 30 |
| Physical Therapy - DPT | 0 | 0 | 0 | 0 | 0 | 0 | 181 | 62 | 119 | 62 | 119 | 181 | 59 | 21 | 38 |
| Rehab Sciences - DSC Internet | 0 | 0 | 0 | 0 | 0 | 0 | 19 | 3 | 16 | 3 | 16 | 19 | 0 | 0 | 0 |
| Speech Language Pathology - MA | 0 | 0 | 0 | 0 | 0 | 0 | 51 | 0 | 51 | 0 | 51 | 51 | 0 | 0 | 0 |
| Geriatrics/Gerontology Cert | 0 | 0 | 0 | 0 | 0 | 0 | 0 | 0 | 0 | 0 | 0 | 0 | 0 | 0 | 0 |
| Dietetic Internships | 0 | 0 | 0 | 0 | 0 | 0 | 10 | 1 | 9 | 1 | 9 | 10 | 0 | 0 | 0 |
| Special Student | 0 | 0 | 0 | 0 | 0 | 0 | 0 | 0 | 0 | 0 | 0 | 0 | 0 | 0 | 0 |
| GRADUATE | 0 | 0 | 0 | 0 | 0 | 0 | 37 | 5 | 32 | 5 | 32 | 37 | 1 | 0 | 1 |
| Allied Health Sciences (PhD) | 0 | 0 | 0 | 0 | 0 | 0 | 8 | 1 | 7 | 1 | 7 | 8 | 0 | 0 | 0 |
| AHS Medical Dosimetry (MS) | 0 | 0 | 0 | 0 | 0 | 0 | 7 | 2 | 5 | 2 | 5 | 7 | 0 | 0 | 0 |
| Comm Sci & Disorders - Audiology (PhD) | 0 | 0 | 0 | 0 | 0 | 0 | 2 | 0 | 2 | 0 | 2 | 2 | 0 | 0 | 0 |
| CSD - Speech-Lang Pathology (PhD) | 0 | 0 | 0 | 0 | 0 | 0 | 4 | 1 | 3 | 1 | 3 | 4 | 0 | 0 | 0 |
| Nutritional Science (MS) | 0 | 0 | 0 | 0 | 0 | 0 | 16 | 1 | 15 | 1 | 15 | 16 | 1 | 0 | 1 |
| Special Student | 0 | 0 | 0 | 0 | 0 | 0 | 0 | 0 | 0 | 0 | 0 | 0 | 0 | 0 | 0 |
| TOTAL - ALLIED HEALTH | 118 | 15 | 103 | 103 | 15 | 88 | 432 | 84 | 348 | 114 | 539 | 653 | 116 | 26 | 90 |

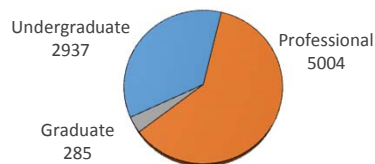
| HOURS ENROLLED | Undergraduate | Professional | Graduate | TOTAL |
|-----------------------|---------------|--------------|----------|---------------|
| Credit Hours | 2937 | 5004 | 285 | 8226 |
| Full-Time Equivalent* | 195.96 | 417.55 | 23.72 | 637.23 |

| HOURS ENROLLED - TULSA | Undergraduate | Professional | Graduate | TOTAL |
|------------------------|---------------|--------------|----------|---------------|
| Credit Hours | 332 | 1271 | 1 | 1604 |
| Full-Time Equivalent* | 22.16 | 106.15 | 0.08 | 128.39 |

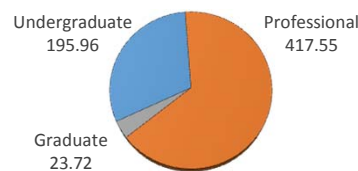
ALLIED HEALTH ENROLLMENT BY GENDER



ALLIED HEALTH CREDIT HOURS



ALLIED HEALTH FTE



*Full-Time Equivalent enrollment for Fall and Spring semesters is calculated by dividing Graduate and Professional enrollment credit hours by 12, the Undergraduate enrollment credit hours by 15. Full-Time Equivalent enrollment for Summer semesters is calculated by dividing enrollment credit hours for all levels by 6.