

# ADMITTED BY LEVEL REPORT

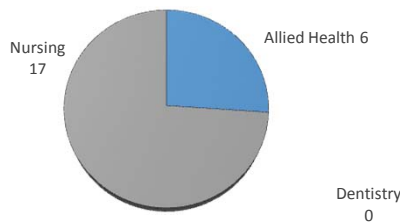
Spring 2016

Male/Female Ethnic (IPEDS) Totals

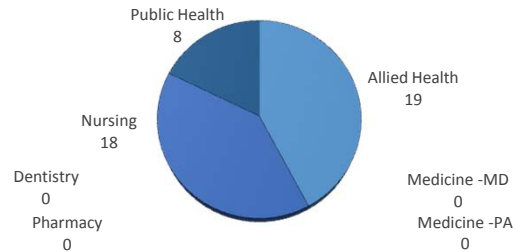
University of Oklahoma Health Sciences Center

LEVEL/COLLEGE	TOT	CAUCASIAN				AFRICAN AMERICAN				HISPANIC				ASIAN				AMERICAN INDIAN				HAWAIIAN/PACIFIC ISLANDER				INTERNATIONAL				MULTI-ETHNIC				UNREPORTED			
		M	F	U	%	M	F	U	%	M	F	U	%	M	F	U	%	M	F	U	%	M	F	U	%	M	F	U	%	M	F	U	%				
<b>UNDERGRADUATE</b>	<b>23</b>	<b>0</b>	<b>10</b>	<b>0</b>	<b>43%</b>	<b>2</b>	<b>2</b>	<b>0</b>	<b>17%</b>	<b>1</b>	<b>4</b>	<b>0</b>	<b>22%</b>	<b>1</b>	<b>1</b>	<b>0</b>	<b>9%</b>	<b>0</b>	<b>0</b>	<b>0</b>	<b>0%</b>	<b>0</b>	<b>0</b>	<b>0</b>	<b>0%</b>	<b>0</b>	<b>0</b>	<b>0</b>	<b>0%</b>	<b>1</b>	<b>0</b>	<b>0</b>	<b>4%</b>	<b>0</b>	<b>1</b>	<b>0</b>	<b>4%</b>
Allied Health	6	0	6	0	100%	0	0	0	0%	0	0	0	0%	0	0	0	0%	0	0	0	0%	0	0	0	0%	0	0	0	0%	0	0	0	0%	0	0	0	0%
Dentistry	0	0	0	0	-	0	0	0	-	0	0	0	-	0	0	0	-	0	0	0	-	0	0	0	-	0	0	0	-	0	0	0	-	0	0	0	-
Nursing	17	0	4	0	24%	2	2	0	24%	1	4	0	29%	1	1	0	12%	0	0	0	0%	0	0	0	0%	0	0	0	0%	1	0	0	6%	0	1	0	6%
<b>PROFESSIONAL</b>	<b>45</b>	<b>2</b>	<b>28</b>	<b>0</b>	<b>67%</b>	<b>1</b>	<b>0</b>	<b>0</b>	<b>2%</b>	<b>0</b>	<b>2</b>	<b>0</b>	<b>4%</b>	<b>1</b>	<b>2</b>	<b>0</b>	<b>7%</b>	<b>1</b>	<b>1</b>	<b>0</b>	<b>4%</b>	<b>0</b>	<b>0</b>	<b>0</b>	<b>0%</b>	<b>1</b>	<b>3</b>	<b>0</b>	<b>9%</b>	<b>0</b>	<b>1</b>	<b>0</b>	<b>2%</b>	<b>1</b>	<b>1</b>	<b>0</b>	<b>4%</b>
Allied Health	19	2	15	0	89%	0	0	0	0%	0	0	0	0%	0	1	0	5%	0	0	0	0%	0	0	0	0%	0	1	0	5%	0	0	0	0%	0	0	0	0%
Dentistry	0	0	0	0	-	0	0	0	-	0	0	0	-	0	0	0	-	0	0	0	-	0	0	0	-	0	0	0	-	0	0	0	-	0	0	0	-
Medicine -MD	0	0	0	0	-	0	0	0	-	0	0	0	-	0	0	0	-	0	0	0	-	0	0	0	-	0	0	0	-	0	0	0	-	0	0	0	-
Medicine -PA	0	0	0	0	-	0	0	0	-	0	0	0	-	0	0	0	-	0	0	0	-	0	0	0	-	0	0	0	-	0	0	0	-	0	0	0	-
Nursing	18	0	13	0	72%	1	0	0	6%	0	0	0	0%	1	0	0	6%	0	1	0	6%	0	0	0	0%	0	0	0	0%	0	1	0	6%	0	1	0	6%
Pharmacy	0	0	0	0	-	0	0	0	-	0	0	0	-	0	0	0	-	0	0	0	-	0	0	0	-	0	0	0	-	0	0	0	-	0	0	0	-
Public Health	8	0	0	0	0%	0	0	0	0%	0	2	0	25%	0	1	0	13%	1	0	0	13%	0	0	0	0%	1	2	0	38%	0	0	0	0%	1	0	0	13%
<b>GRADUATE COLLEGE</b>	<b>5</b>	<b>1</b>	<b>3</b>	<b>0</b>	<b>80%</b>	<b>0</b>	<b>0</b>	<b>0</b>	<b>0%</b>	<b>0</b>	<b>0</b>	<b>0</b>	<b>0%</b>	<b>0</b>	<b>0</b>	<b>0</b>	<b>0%</b>	<b>0</b>	<b>0</b>	<b>0</b>	<b>0%</b>	<b>0</b>	<b>0</b>	<b>0</b>	<b>0%</b>	<b>0</b>	<b>1</b>	<b>0</b>	<b>20%</b>	<b>0</b>	<b>0</b>	<b>0</b>	<b>0%</b>	<b>0</b>	<b>0</b>	<b>0</b>	<b>0%</b>
Allied Health	5	1	3	0	80%	0	0	0	0%	0	0	0	0%	0	0	0	0%	0	0	0	0%	0	0	0	0%	0	1	0	20%	0	0	0	0%	0	0	0	0%
Dentistry	0	0	0	0	-	0	0	0	-	0	0	0	-	0	0	0	-	0	0	0	-	0	0	0	-	0	0	0	-	0	0	0	-	0	0	0	-
Graduate -CTS	0	0	0	0	-	0	0	0	-	0	0	0	-	0	0	0	-	0	0	0	-	0	0	0	-	0	0	0	-	0	0	0	-	0	0	0	-
Medicine	0	0	0	0	-	0	0	0	-	0	0	0	-	0	0	0	-	0	0	0	-	0	0	0	-	0	0	0	-	0	0	0	-	0	0	0	-
Nursing	0	0	0	0	-	0	0	0	-	0	0	0	-	0	0	0	-	0	0	0	-	0	0	0	-	0	0	0	-	0	0	0	-	0	0	0	-
Pharmacy	0	0	0	0	-	0	0	0	-	0	0	0	-	0	0	0	-	0	0	0	-	0	0	0	-	0	0	0	-	0	0	0	-	0	0	0	-
Public Health	0	0	0	0	-	0	0	0	-	0	0	0	-	0	0	0	-	0	0	0	-	0	0	0	-	0	0	0	-	0	0	0	-	0	0	0	-
<b>TOTAL OUHSC</b>	<b>74</b>	<b>3</b>	<b>42</b>	<b>0</b>	<b>61%</b>	<b>3</b>	<b>2</b>	<b>0</b>	<b>7%</b>	<b>1</b>	<b>6</b>	<b>0</b>	<b>9%</b>	<b>2</b>	<b>3</b>	<b>0</b>	<b>7%</b>	<b>1</b>	<b>1</b>	<b>0</b>	<b>3%</b>	<b>0</b>	<b>0</b>	<b>0</b>	<b>0%</b>	<b>1</b>	<b>4</b>	<b>0</b>	<b>7%</b>	<b>1</b>	<b>1</b>	<b>0</b>	<b>3%</b>	<b>1</b>	<b>2</b>	<b>0</b>	<b>4%</b>
Allied Health	30	3	24	0	90%	0	0	0	0%	0	0	0	0%	0	1	0	3%	0	0	0	0%	0	0	0	0%	0	2	0	7%	0	0	0	0%	0	0	0	0%
Dentistry	0	0	0	0	-	0	0	0	-	0	0	0	-	0	0	0	-	0	0	0	-	0	0	0	-	0	0	0	-	0	0	0	-	0	0	0	-
Graduate -CTS	0	0	0	0	-	0	0	0	-	0	0	0	-	0	0	0	-	0	0	0	-	0	0	0	-	0	0	0	-	0	0	0	-	0	0	0	-
Medicine	0	0	0	0	-	0	0	0	-	0	0	0	-	0	0	0	-	0	0	0	-	0	0	0	-	0	0	0	-	0	0	0	-	0	0	0	-
Nursing	35	0	17	0	49%	3	2	0	14%	1	4	0	14%	2	1	0	9%	0	1	0	3%	0	0	0	0%	0	0	0	0%	1	1	0	6%	0	2	0	6%
Pharmacy	0	0	0	0	-	0	0	0	-	0	0	0	-	0	0	0	-	0	0	0	-	0	0	0	-	0	0	0	-	0	0	0	-	0	0	0	-
Public Health	8	0	0	0	0%	0	0	0	0%	0	2	0	25%	0	1	0	13%	1	0	0	13%	0	0	0	0%	1	2	0	38%	0	0	0	0%	1	0	0	13%
Norman Inter-Campus Non-Degree	0	0	0	0	-	0	0	0	-	0	0	0	-	0	0	0	-	0	0	0	-	0	0	0	-	0	0	0	-	0	0	0	-	0	0	0	-
Non-Degree	1	0	1	0	100%	0	0	0	0%	0	0	0	0%	0	0	0	0%	0	0	0	0%	0	0	0	0%	0	0	0	0%	0	0	0	0%	0	0	0	0%

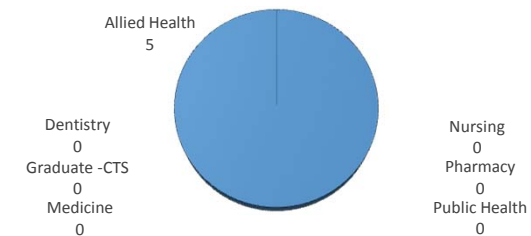
UNDERGRADUATE ADMITS



PROFESSIONAL ADMITS



GRADUATE COLLEGE ADMITS



IPEDS (Integrated Postsecondary Education Data System) is the core postsecondary education data collection program for the National Center for Education Statistics, a part of the Institute for Education Sciences within the United States Department of Education.

Prepared by the Office of Institutional Research using census data collected on February 1, 2016