

ADMITTED & ENROLLED BY LEVEL REPORT

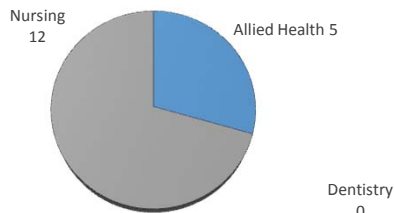
Spring 2016

Male/Female Ethnic (IPEDS) Totals

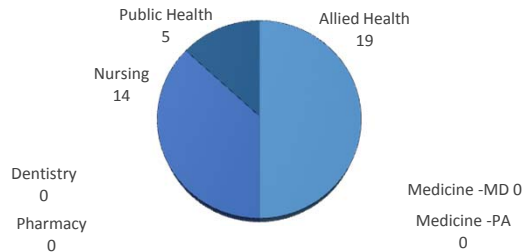
University of Oklahoma Health Sciences Center

LEVEL/COLLEGE	TOT	CAUCASIAN				AFRICAN AMERICAN				HISPANIC				ASIAN				AMERICAN INDIAN				HAWAIIAN/PACIFIC ISLANDER				INTERNATIONAL				MULTI-ETHNIC				UNREPORTED							
		M	F	U	%	M	F	U	%	M	F	U	%	M	F	U	%	M	F	U	%	M	F	U	%	M	F	U	%	M	F	U	%	M	F	U	%				
UNDERGRADUATE	17	0	8	0	47%	1	0	0	6%	1	3	0	24%	1	1	0	12%	0	0	0	0%	0	0	0	0%	0	0	0	0%	0	0	0	0%	1	0	0	6%	0	1	0	6%
Allied Health	5	0	5	0	100%	0	0	0	0%	0	0	0	0%	0	0	0	0%	0	0	0	0%	0	0	0	0%	0	0	0	0%	0	0	0	0%	0	0	0	0%	0	0	0	0%
Dentistry	0	0	0	0	-	0	0	0	-	0	0	0	-	0	0	0	-	0	0	0	-	0	0	0	-	0	0	0	-	0	0	0	-	0	0	0	-				
Nursing	12	0	3	0	25%	1	0	0	8%	1	3	0	33%	1	1	0	17%	0	0	0	0%	0	0	0	0%	0	0	0	0%	1	0	0	8%	0	1	0	8%				
PROFESSIONAL	38	2	25	0	71%	0	0	0	0%	0	2	0	5%	1	2	0	8%	1	1	0	5%	0	0	0	0%	0	1	0	3%	0	1	0	3%	1	1	0	5%				
Allied Health	19	2	15	0	89%	0	0	0	0%	0	0	0	0%	0	1	0	5%	0	0	0	0%	0	0	0	0%	0	1	0	5%	0	0	0	0%	0	0	0	0%				
Dentistry	0	0	0	0	-	0	0	0	-	0	0	0	-	0	0	0	-	0	0	0	-	0	0	0	-	0	0	0	-	0	0	0	-	0	0	0	-				
Medicine -MD	0	0	0	0	-	0	0	0	-	0	0	0	-	0	0	0	-	0	0	0	-	0	0	0	-	0	0	0	-	0	0	0	-	0	0	0	-				
Medicine -PA	0	0	0	0	-	0	0	0	-	0	0	0	-	0	0	0	-	0	0	0	-	0	0	0	-	0	0	0	-	0	0	0	-	0	0	0	-				
Nursing	14	0	10	0	71%	0	0	0	0%	0	0	0	0%	1	0	0	7%	0	1	0	7%	0	0	0	0%	0	0	0	0%	0	1	0	7%	0	1	0	7%				
Pharmacy	0	0	0	0	-	0	0	0	-	0	0	0	-	0	0	0	-	0	0	0	-	0	0	0	-	0	0	0	-	0	0	0	-	0	0	0	-				
Public Health	5	0	0	0	0%	0	0	0	0%	0	2	0	40%	0	1	0	20%	1	0	0	20%	0	0	0	0%	0	0	0	0%	0	0	0	0%	1	0	0	20%				
GRADUATE COLLEGE	4	1	3	0	100%	0	0	0	0%	0	0	0	0%	0	0	0	0%	0	0	0	0%	0	0	0	0%	0	0	0	0%	0	0	0	0%	0	0	0	0%				
Allied Health	4	1	3	0	100%	0	0	0	0%	0	0	0	0%	0	0	0	0%	0	0	0	0%	0	0	0	0%	0	0	0	0%	0	0	0	0%	0	0	0	0%				
Dentistry	0	0	0	0	-	0	0	0	-	0	0	0	-	0	0	0	-	0	0	0	-	0	0	0	-	0	0	0	-	0	0	0	-	0	0	0	-				
Graduate -CTS	0	0	0	0	-	0	0	0	-	0	0	0	-	0	0	0	-	0	0	0	-	0	0	0	-	0	0	0	-	0	0	0	-	0	0	0	-				
Medicine	0	0	0	0	-	0	0	0	-	0	0	0	-	0	0	0	-	0	0	0	-	0	0	0	-	0	0	0	-	0	0	0	-	0	0	0	-				
Nursing	0	0	0	0	-	0	0	0	-	0	0	0	-	0	0	0	-	0	0	0	-	0	0	0	-	0	0	0	-	0	0	0	-	0	0	0	-				
Pharmacy	0	0	0	0	-	0	0	0	-	0	0	0	-	0	0	0	-	0	0	0	-	0	0	0	-	0	0	0	-	0	0	0	-	0	0	0	-				
Public Health	0	0	0	0	-	0	0	0	-	0	0	0	-	0	0	0	-	0	0	0	-	0	0	0	-	0	0	0	-	0	0	0	-	0	0	0	-				
TOTAL OUHSC	59	3	36	0	66%	1	0	0	2%	1	5	0	10%	2	3	0	8%	1	1	0	3%	0	0	0	0%	0	1	0	2%	1	1	0	3%	1	2	0	5%				
Allied Health	28	3	23	0	93%	0	0	0	0%	0	0	0	0%	0	1	0	4%	0	0	0	0%	0	0	0	0%	0	1	0	4%	0	0	0	0%	0	0	0	0%				
Dentistry	0	0	0	0	-	0	0	0	-	0	0	0	-	0	0	0	-	0	0	0	-	0	0	0	-	0	0	0	-	0	0	0	-	0	0	0	-				
Graduate -CTS	0	0	0	0	-	0	0	0	-	0	0	0	-	0	0	0	-	0	0	0	-	0	0	0	-	0	0	0	-	0	0	0	-	0	0	0	-				
Medicine	0	0	0	0	-	0	0	0	-	0	0	0	-	0	0	0	-	0	0	0	-	0	0	0	-	0	0	0	-	0	0	0	-	0	0	0	-				
Nursing	26	0	13	0	50%	1	0	0	4%	1	3	0	15%	2	1	0	12%	0	1	0	4%	0	0	0	0%	0	0	0	0%	1	1	0	8%	0	2	0	8%				
Pharmacy	0	0	0	0	-	0	0	0	-	0	0	0	-	0	0	0	-	0	0	0	-	0	0	0	-	0	0	0	-	0	0	0	-	0	0	0	-				
Public Health	5	0	0	0	0%	0	0	0	0%	0	2	0	40%	0	1	0	20%	1	0	0	20%	0	0	0	0%	0	0	0	0%	0	0	0	0%	1	0	0	20%				
Norman Inter-Campus Non-Degree	0	0	0	0	-	0	0	0	-	0	0	0	-	0	0	0	-	0	0	0	-	0	0	0	-	0	0	0	-	0	0	0	-	0	0	0	-	0	0	0	-

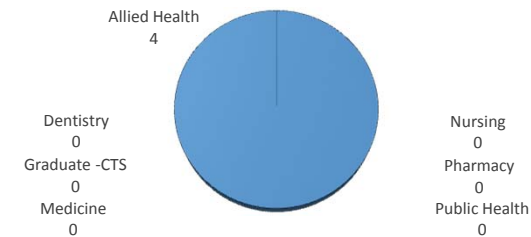
UNDERGRADUATE A&E



PROFESSIONAL A&E



GRADUATE COLLEGE A&E



IPEDS (Integrated Postsecondary Education Data System) is the core postsecondary education data collection program for the National Center for Education Statistics, a part of the Institute for Education Sciences within the United States Department of Education.