

COLLEGE OF NURSING - ENROLLMENT SUMMARY BY DEGREE

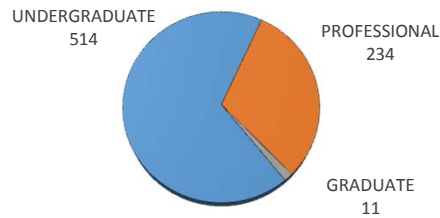
Fall 2016

Credit Enrollment and Full-Time Equivalent (FTE) Enrollment

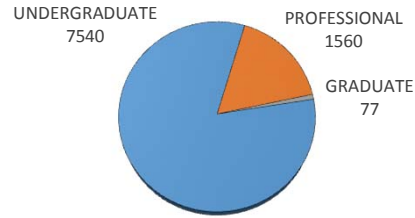
University of Oklahoma Health Sciences Center

CLASSIFICATION	ENROLLMENT			ENROLLMENT - TULSA			STUDENT CREDIT HOURS		FULL-TIME EQUIV	
	Male	Female	TOTAL	Male	Female	TOTAL	TOTAL	TULSA	TOTAL	TULSA
UNDERGRADUATE	62	452	514	18	124	142	7540	2046	502.85	136.5
Third-Year Students	37	272	309	13	83	96	4608	1435	307.33	95.74
Fourth-Year Students	25	180	205	5	41	46	2932	611	195.52	40.76
PROFESSIONAL	28	206	234	6	59	65	1560	436	129.95	36.32
Professional	27	206	233	6	59	65	1557	436	129.7	36.32
Professional - Special	1	0	1	0	0	0	3	0	0.25	0
GRADUATE	0	11	11	0	0	0	77	0	6.42	0
Graduate Students	0	11	11	0	0	0	77	0	6.42	0
Graduate - Unclassified	0	0	0	0	0	0	0	0	0	0
TOTAL - COLLEGE OF NURSING	90	669	759	24	183	207	9177	2482	639.22	172.82

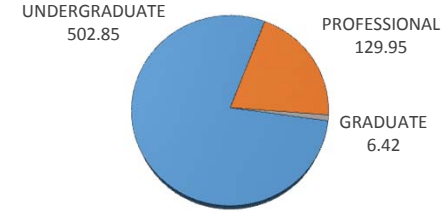
HEADCOUNT ENROLLMENT BY CLASSIFICATION



CREDIT HOURS ENROLLMENT BY CLASSIFICATION



FULL-TIME-EQUIVALENT ENROLLMENT BY CLASSIFICATION



* Full-Time Equivalent enrollment for Fall and Spring semesters is calculated by dividing Graduate and Professional enrollment credit hours by 12, the Undergraduate enrollment credit hours by 15. Full-Time Equivalent enrollment for Summer semesters is calculated by dividing enrollment credit hours for all levels by 6.