

# ADMITTED BY LEVEL REPORT

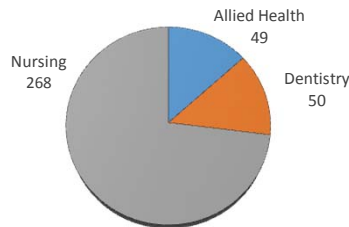
Fall 2016

Male/Female Ethnic (IPEDS) Totals

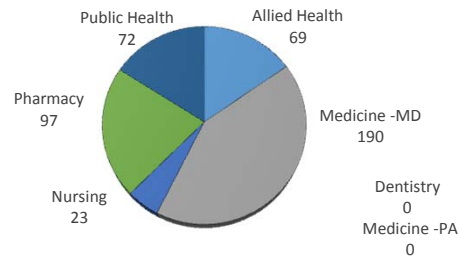
University of Oklahoma Health Sciences Center

| LEVEL/COLLEGE                  | TOT        | CAUCASIAN  |            |          |            | AFRICAN AMERICAN |           |          |           | HISPANIC  |           |          |            | ASIAN     |           |          |            | AMERICAN INDIAN |           |          |           | HAWAIIAN/PACIFIC ISLANDER |          |          |           | INTERNATIONAL |           |          |            | MULTI-ETHNIC |           |          |           | UNREPORTED |           |          |            |   |   |   |     |
|--------------------------------|------------|------------|------------|----------|------------|------------------|-----------|----------|-----------|-----------|-----------|----------|------------|-----------|-----------|----------|------------|-----------------|-----------|----------|-----------|---------------------------|----------|----------|-----------|---------------|-----------|----------|------------|--------------|-----------|----------|-----------|------------|-----------|----------|------------|---|---|---|-----|
|                                |            | M          | F          | U        | %          | M                | F         | U        | %         | M         | F         | U        | %          | M         | F         | U        | %          | M               | F         | U        | %         | M                         | F        | U        | %         | M             | F         | U        | %          | M            | F         | U        | %         | M          | F         | U        | %          |   |   |   |     |
| <b>UNDERGRADUATE</b>           | <b>367</b> | <b>17</b>  | <b>209</b> | <b>0</b> | <b>62%</b> | <b>2</b>         | <b>12</b> | <b>0</b> | <b>4%</b> | <b>2</b>  | <b>35</b> | <b>0</b> | <b>10%</b> | <b>3</b>  | <b>22</b> | <b>0</b> | <b>7%</b>  | <b>1</b>        | <b>9</b>  | <b>0</b> | <b>3%</b> | <b>0</b>                  | <b>1</b> | <b>0</b> | <b>0%</b> | <b>0</b>      | <b>3</b>  | <b>0</b> | <b>1%</b>  | <b>0</b>     | <b>6</b>  | <b>0</b> | <b>2%</b> | <b>7</b>   | <b>38</b> | <b>0</b> | <b>12%</b> |   |   |   |     |
| Allied Health                  | 49         | 3          | 37         | 0        | 82%        | 0                | 0         | 0        | 0%        | 0         | 4         | 0        | 8%         | 0         | 0         | 0        | 0%         | 0               | 0         | 0        | 0%        | 0                         | 0        | 0        | 0%        | 0             | 0         | 0        | 0%         | 0            | 0         | 0        | 0%        | 0          | 0         | 0        | 0%         | 1 | 4 | 0 | 10% |
| Dentistry                      | 50         | 0          | 23         | 0        | 46%        | 0                | 2         | 0        | 4%        | 0         | 2         | 0        | 4%         | 0         | 8         | 0        | 16%        | 0               | 2         | 0        | 4%        | 0                         | 0        | 0        | 0%        | 0             | 2         | 0        | 4%         | 0            | 2         | 0        | 4%        | 0          | 11        | 0        | 22%        |   |   |   |     |
| Nursing                        | 268        | 14         | 149        | 0        | 61%        | 2                | 10        | 0        | 4%        | 2         | 29        | 0        | 12%        | 3         | 14        | 0        | 6%         | 1               | 7         | 0        | 3%        | 0                         | 1        | 0        | 0%        | 0             | 3         | 0        | 1%         | 0            | 4         | 0        | 1%        | 6          | 23        | 0        | 11%        |   |   |   |     |
| <b>PROFESSIONAL</b>            | <b>451</b> | <b>104</b> | <b>172</b> | <b>0</b> | <b>61%</b> | <b>7</b>         | <b>7</b>  | <b>0</b> | <b>3%</b> | <b>7</b>  | <b>13</b> | <b>0</b> | <b>4%</b>  | <b>28</b> | <b>36</b> | <b>0</b> | <b>14%</b> | <b>6</b>        | <b>10</b> | <b>0</b> | <b>4%</b> | <b>0</b>                  | <b>1</b> | <b>0</b> | <b>0%</b> | <b>7</b>      | <b>10</b> | <b>0</b> | <b>4%</b>  | <b>5</b>     | <b>8</b>  | <b>0</b> | <b>3%</b> | <b>11</b>  | <b>19</b> | <b>0</b> | <b>7%</b>  |   |   |   |     |
| Allied Health                  | 69         | 1          | 52         | 0        | 77%        | 0                | 2         | 0        | 3%        | 0         | 2         | 0        | 3%         | 0         | 2         | 0        | 3%         | 0               | 1         | 0        | 1%        | 0                         | 0        | 0        | 0%        | 0             | 0         | 0        | 0%         | 0            | 0         | 0        | 0%        | 0          | 9         | 0        | 13%        |   |   |   |     |
| Dentistry                      | 0          | 0          | 0          | 0        | -          | 0                | 0         | 0        | -         | 0         | 0         | 0        | -          | 0         | 0         | 0        | -          | 0               | 0         | 0        | -         | 0                         | 0        | 0        | -         | 0             | 0         | 0        | -          | 0            | 0         | 0        | -         | 0          | 0         | 0        | -          |   |   |   |     |
| Medicine -MD                   | 190        | 72         | 48         | 0        | 63%        | 3                | 1         | 0        | 2%        | 7         | 5         | 0        | 6%         | 12        | 20        | 0        | 17%        | 4               | 0         | 0        | 2%        | 0                         | 0        | 0        | 0%        | 1             | 0         | 0        | 1%         | 5            | 6         | 0        | 6%        | 2          | 4         | 0        | 3%         |   |   |   |     |
| Medicine -PA                   | 0          | 0          | 0          | 0        | -          | 0                | 0         | 0        | -         | 0         | 0         | 0        | -          | 0         | 0         | 0        | -          | 0               | 0         | 0        | -         | 0                         | 0        | 0        | -         | 0             | 0         | 0        | -          | 0            | 0         | 0        | -         | 0          | 0         | 0        | -          |   |   |   |     |
| Nursing                        | 23         | 2          | 15         | 0        | 74%        | 0                | 1         | 0        | 4%        | 0         | 2         | 0        | 9%         | 0         | 0         | 0        | 0%         | 0               | 2         | 0        | 9%        | 0                         | 0        | 0        | 0%        | 0             | 0         | 0        | 0%         | 0            | 1         | 0        | 4%        | 0          | 0         | 0        | 0%         |   |   |   |     |
| Pharmacy                       | 97         | 21         | 28         | 0        | 51%        | 3                | 2         | 0        | 5%        | 0         | 3         | 0        | 3%         | 12        | 9         | 0        | 22%        | 1               | 3         | 0        | 4%        | 0                         | 0        | 0        | 0%        | 1             | 1         | 0        | 2%         | 0            | 1         | 0        | 1%        | 8          | 4         | 0        | 12%        |   |   |   |     |
| Public Health                  | 72         | 8          | 29         | 0        | 51%        | 1                | 1         | 0        | 3%        | 0         | 1         | 0        | 1%         | 4         | 5         | 0        | 13%        | 1               | 4         | 0        | 7%        | 0                         | 1        | 0        | 1%        | 5             | 9         | 0        | 19%        | 0            | 0         | 0        | 0%        | 1          | 2         | 0        | 4%         |   |   |   |     |
| <b>GRADUATE COLLEGE</b>        | <b>78</b>  | <b>21</b>  | <b>21</b>  | <b>0</b> | <b>54%</b> | <b>1</b>         | <b>0</b>  | <b>0</b> | <b>1%</b> | <b>2</b>  | <b>2</b>  | <b>0</b> | <b>5%</b>  | <b>1</b>  | <b>1</b>  | <b>0</b> | <b>3%</b>  | <b>1</b>        | <b>0</b>  | <b>0</b> | <b>1%</b> | <b>0</b>                  | <b>0</b> | <b>0</b> | <b>0%</b> | <b>13</b>     | <b>10</b> | <b>0</b> | <b>29%</b> | <b>0</b>     | <b>1</b>  | <b>0</b> | <b>1%</b> | <b>1</b>   | <b>3</b>  | <b>0</b> | <b>5%</b>  |   |   |   |     |
| Allied Health                  | 10         | 1          | 6          | 0        | 70%        | 0                | 0         | 0        | 0%        | 0         | 0         | 0        | 0%         | 0         | 0         | 0        | 0%         | 0               | 0         | 0        | 0%        | 0                         | 0        | 0        | 0%        | 1             | 1         | 0        | 20%        | 0            | 0         | 0        | 0%        | 1          | 0         | 0        | 10%        |   |   |   |     |
| Dentistry                      | 0          | 0          | 0          | 0        | -          | 0                | 0         | 0        | -         | 0         | 0         | 0        | -          | 0         | 0         | 0        | -          | 0               | 0         | 0        | -         | 0                         | 0        | 0        | -         | 0             | 0         | 0        | -          | 0            | 0         | 0        | -         | 0          | 0         | 0        | -          |   |   |   |     |
| Graduate -CTS                  | 7          | 3          | 2          | 0        | 71%        | 0                | 0         | 0        | 0%        | 0         | 0         | 0        | 0%         | 0         | 1         | 0        | 14%        | 0               | 0         | 0        | 0%        | 0                         | 0        | 0        | 0%        | 1             | 0         | 0        | 14%        | 0            | 0         | 0        | 0%        | 0          | 0         | 0        | 0%         |   |   |   |     |
| Medicine                       | 31         | 12         | 6          | 0        | 58%        | 1                | 0         | 0        | 3%        | 2         | 1         | 0        | 10%        | 0         | 0         | 0        | 0%         | 0               | 0         | 0        | 0%        | 0                         | 0        | 0        | 0%        | 2             | 4         | 0        | 19%        | 0            | 1         | 0        | 3%        | 0          | 2         | 0        | 6%         |   |   |   |     |
| Nursing                        | 4          | 0          | 3          | 0        | 75%        | 0                | 0         | 0        | 0%        | 0         | 1         | 0        | 25%        | 0         | 0         | 0        | 0%         | 0               | 0         | 0        | 0%        | 0                         | 0        | 0        | 0%        | 0             | 0         | 0        | 0%         | 0            | 0         | 0        | 0%        | 0          | 0         | 0        | 0%         |   |   |   |     |
| Pharmacy                       | 4          | 1          | 1          | 0        | 50%        | 0                | 0         | 0        | 0%        | 0         | 0         | 0        | 0%         | 1         | 0         | 0        | 25%        | 0               | 0         | 0        | 0%        | 0                         | 0        | 0        | 0%        | 0             | 1         | 0        | 25%        | 0            | 0         | 0        | 0%        | 0          | 0         | 0        | 0%         |   |   |   |     |
| Public Health                  | 22         | 4          | 3          | 0        | 32%        | 0                | 0         | 0        | 0%        | 0         | 0         | 0        | 0%         | 0         | 0         | 0        | 0%         | 1               | 0         | 0        | 5%        | 0                         | 0        | 0        | 0%        | 9             | 4         | 0        | 59%        | 0            | 0         | 0        | 0%        | 0          | 1         | 0        | 5%         |   |   |   |     |
| <b>TOTAL OUHSC</b>             | <b>904</b> | <b>147</b> | <b>403</b> | <b>0</b> | <b>61%</b> | <b>10</b>        | <b>19</b> | <b>0</b> | <b>3%</b> | <b>11</b> | <b>50</b> | <b>0</b> | <b>7%</b>  | <b>32</b> | <b>59</b> | <b>0</b> | <b>10%</b> | <b>8</b>        | <b>19</b> | <b>0</b> | <b>3%</b> | <b>0</b>                  | <b>2</b> | <b>0</b> | <b>0%</b> | <b>21</b>     | <b>25</b> | <b>0</b> | <b>5%</b>  | <b>5</b>     | <b>15</b> | <b>0</b> | <b>2%</b> | <b>19</b>  | <b>60</b> | <b>0</b> | <b>9%</b>  |   |   |   |     |
| Allied Health                  | 128        | 5          | 95         | 0        | 78%        | 0                | 2         | 0        | 2%        | 0         | 6         | 0        | 5%         | 0         | 2         | 0        | 2%         | 0               | 1         | 0        | 1%        | 0                         | 0        | 0        | 0%        | 1             | 1         | 0        | 2%         | 0            | 0         | 0        | 0%        | 2          | 13        | 0        | 12%        |   |   |   |     |
| Dentistry                      | 50         | 0          | 23         | 0        | 46%        | 0                | 2         | 0        | 4%        | 0         | 2         | 0        | 4%         | 0         | 8         | 0        | 16%        | 0               | 2         | 0        | 4%        | 0                         | 0        | 0        | 0%        | 0             | 2         | 0        | 4%         | 0            | 11        | 0        | 22%       |            |           |          |            |   |   |   |     |
| Graduate -CTS                  | 7          | 3          | 2          | 0        | 71%        | 0                | 0         | 0        | 0%        | 0         | 0         | 0        | 0%         | 0         | 1         | 0        | 14%        | 0               | 0         | 0        | 0%        | 0                         | 0        | 0        | 0%        | 1             | 0         | 0        | 14%        | 0            | 0         | 0        | 0%        | 0          | 0         | 0        | 0%         |   |   |   |     |
| Medicine                       | 221        | 84         | 54         | 0        | 62%        | 4                | 1         | 0        | 2%        | 9         | 6         | 0        | 7%         | 12        | 20        | 0        | 14%        | 4               | 0         | 0        | 2%        | 0                         | 0        | 0        | 0%        | 3             | 4         | 0        | 3%         | 5            | 7         | 0        | 5%        | 2          | 6         | 0        | 4%         |   |   |   |     |
| Nursing                        | 295        | 17         | 167        | 0        | 62%        | 2                | 11        | 0        | 4%        | 2         | 32        | 0        | 12%        | 3         | 14        | 0        | 6%         | 1               | 9         | 0        | 3%        | 0                         | 1        | 0        | 0%        | 0             | 3         | 0        | 1%         | 0            | 5         | 0        | 2%        | 6          | 23        | 0        | 10%        |   |   |   |     |
| Pharmacy                       | 101        | 22         | 29         | 0        | 50%        | 3                | 2         | 0        | 5%        | 0         | 3         | 0        | 3%         | 13        | 9         | 0        | 22%        | 1               | 3         | 0        | 4%        | 0                         | 0        | 0        | 0%        | 1             | 2         | 0        | 3%         | 0            | 1         | 0        | 1%        | 8          | 4         | 0        | 12%        |   |   |   |     |
| Public Health                  | 94         | 12         | 32         | 0        | 47%        | 1                | 1         | 0        | 2%        | 0         | 1         | 0        | 1%         | 4         | 5         | 0        | 10%        | 2               | 4         | 0        | 6%        | 0                         | 1        | 0        | 1%        | 14            | 13        | 0        | 29%        | 0            | 0         | 0        | 0%        | 1          | 3         | 0        | 4%         |   |   |   |     |
| Norman Inter-Campus Non-Degree | 0          | 0          | 0          | 0        | -          | 0                | 0         | 0        | -         | 0         | 0         | 0        | -          | 0         | 0         | 0        | -          | 0               | 0         | 0        | -         | 0                         | 0        | 0        | -         | 0             | 0         | 0        | -          | 0            | 0         | 0        | -         | 0          | 0         | 0        | -          |   |   |   |     |
|                                | 8          | 4          | 1          | 0        | 63%        | 0                | 0         | 0        | 0%        | 0         | 0         | 0        | 0%         | 0         | 0         | 0        | 0%         | 0               | 0         | 0        | 0%        | 0                         | 0        | 0        | 0%        | 1             | 2         | 0        | 38%        | 0            | 0         | 0        | 0%        | 0          | 0         | 0        | 0%         |   |   |   |     |

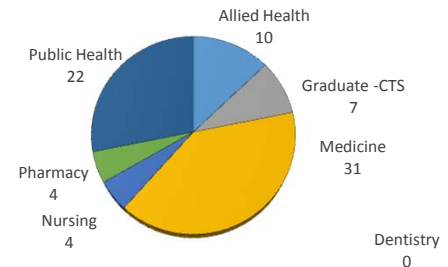
UNDERGRADUATE ADMITS



PROFESSIONAL ADMITS



GRADUATE COLLEGE ADMITS



IPEDS (Integrated Postsecondary Education Data System) is the core postsecondary education data collection program for the National Center for Education Statistics, a part of the Institute for Education Sciences within the United States Department of Education.

Prepared by the Office of Institutional Research using census data collected on September 2, 2016