

COLLEGE OF NURSING - ENROLLMENT SUMMARY BY DEGREE

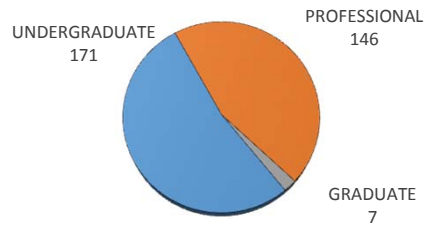
Summer 2015

Credit Enrollment and Full-Time Equivalent (FTE) Enrollment

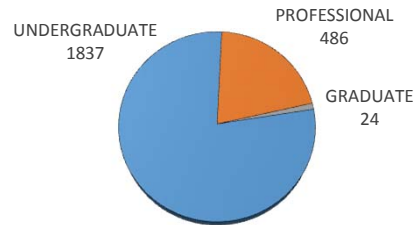
University of Oklahoma Health Sciences Center

CLASSIFICATION	ENROLLMENT			ENROLLMENT - TULSA			STUDENT CREDIT HOURS		FULL-TIME EQUIV	
	Male	Female	TOTAL	Male	Female	TOTAL	TOTAL	TULSA	TOTAL	TULSA
UNDERGRADUATE	26	145	171	7	58	65	1837	706	306.43	117.76
Third-Year Students	9	68	77	3	30	33	924	396	154	66
Fourth-Year Students	17	77	94	4	28	32	913	310	152.43	51.76
PROFESSIONAL	16	130	146	4	37	41	486	132	80.97	22
Professional	16	130	146	4	37	41	486	132	80.97	22
Professional - Special	0	0	0	0	0	0	0	0	0	0
GRADUATE	0	7	7	0	0	0	24	0	3.99	0
Graduate Students	0	7	7	0	0	0	24	0	3.99	0
Graduate - Unclassified	0	0	0	0	0	0	0	0	0	0
TOTAL - COLLEGE OF NURSING	42	282	324	11	95	106	2347	838	391.39	139.76

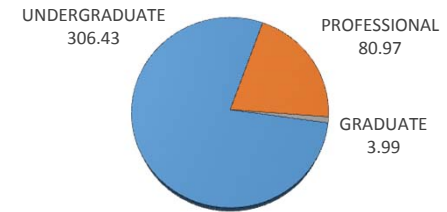
HEADCOUNT ENROLLMENT BY CLASSIFICATION



CREDIT HOURS ENROLLMENT BY CLASSIFICATION



FULL-TIME-EQUIVALENT ENROLLMENT BY CLASSIFICATION



* Full-Time Equivalent enrollment for Fall and Spring semesters is calculated by dividing Graduate and Professional enrollment credit hours by 12, the Undergraduate enrollment credit hours by 15. Full-Time Equivalent enrollment for Summer semesters is calculated by dividing enrollment credit hours for all levels by 6.