

ALLIED HEALTH - ENROLLMENT SUMMARY BY DEGREE

Summer 2015

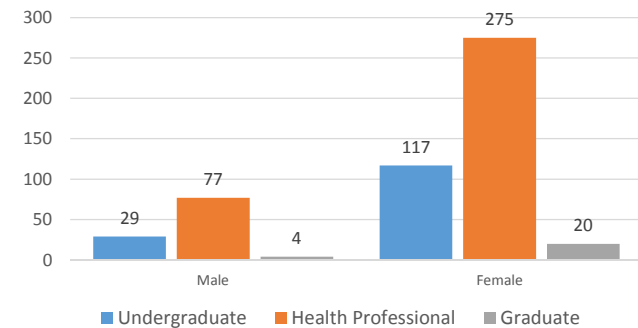
Credit Enrollment and Full-Time Equivalent (FTE) Enrollment

University of Oklahoma Health Sciences Center

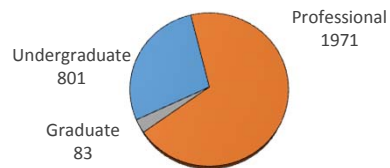
Division of Study	Junior/1st Year			Senior/2nd Year			Graduate/Professional			TOTAL			TULSA		
	TOT	Male	Female	TOT	Male	Female	TOT	Male	Female	Male	Female	TOT	TOT	Male	Female
UNDERGRADUATE	70	13	57	76	16	60	0	0	0	29	117	146	28	3	25
Clinical Dietetics/Nutritional Sciences	0	0	0	13	2	11	0	0	0	2	11	13	0	0	0
Communication Sciences & Disorders	0	0	0	0	0	0	0	0	0	0	0	0	0	0	0
Radiologic Technology	70	13	57	63	14	49	0	0	0	27	106	133	28	3	25
Nuclear Medicine	10	3	7	8	3	5	0	0	0	6	12	18	0	0	0
Radiation Sciences	0	0	0	3	2	1	0	0	0	2	1	3	0	0	0
Radiation Therapy	12	3	9	13	4	9	0	0	0	7	18	25	0	0	0
Radiography	23	7	16	15	5	10	0	0	0	12	26	38	13	3	10
Sonography	25	0	25	24	0	24	0	0	0	0	49	49	15	0	15
HEALTH PROFESSIONAL	0	0	0	0	0	0	352	77	275	77	275	352	95	25	70
Audiology - AuD	0	0	0	0	0	0	22	1	21	1	21	22	0	0	0
Dietetics - MA	0	0	0	0	0	0	8	1	7	1	7	8	0	0	0
Occupational Therapy - MOT	0	0	0	0	0	0	91	9	82	9	82	91	34	4	30
Physical Therapy - DPT	0	0	0	0	0	0	184	63	121	63	121	184	61	21	40
Rehab Sciences - DSC Internet	0	0	0	0	0	0	11	2	9	2	9	11	0	0	0
Speech Language Pathology - MA	0	0	0	0	0	0	22	0	22	0	22	22	0	0	0
Geriatrics/Gerontology Cert	0	0	0	0	0	0	0	0	0	0	0	0	0	0	0
Dietetic Internships	0	0	0	0	0	0	14	1	13	1	13	14	0	0	0
Special Student	0	0	0	0	0	0	0	0	0	0	0	0	0	0	0
GRADUATE	0	0	0	0	0	0	24	4	20	4	20	24	1	0	1
Allied Health Sciences	0	0	0	0	0	0	8	2	6	2	6	8	0	0	0
Communication Sciences & Disorders	0	0	0	0	0	0	5	1	4	1	4	5	0	0	0
Nutritional Science	0	0	0	0	0	0	11	1	10	1	10	11	1	0	1
Special Student	0	0	0	0	0	0	0	0	0	0	0	0	0	0	0
TOTAL - ALLIED HEALTH	70	13	57	76	16	60	376	81	295	110	412	522	124	28	96

HOURS ENROLLED	Undergraduate	Professional	Graduate	TOTAL
Credit Hours	801	1971	83	2855
Full-Time Equivalent*	133.38	327.99	13.8	475.17
HOURS ENROLLED - TULSA	Undergraduate	Professional	Graduate	TOTAL
Credit Hours	162	542	3	707
Full-Time Equivalent*	26.98	90.15	0.5	117.63

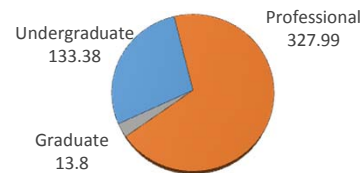
ALLIED HEALTH ENROLLMENT BY GENDER



ALLIED HEALTH CREDIT HOURS



ALLIED HEALTH FTE



*Full-Time Equivalent enrollment for Fall and Spring semesters is calculated by dividing Graduate and Professional enrollment credit hours by 12, the Undergraduate enrollment credit hours by 15. Full-Time Equivalent enrollment for Summer semesters is calculated by dividing enrollment credit hours for all levels by 6.