

ADMITTED BY LEVEL REPORT

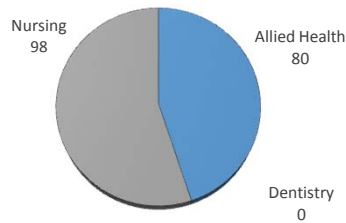
Summer 2015

Male/Female Ethnic (IPEDS) Totals

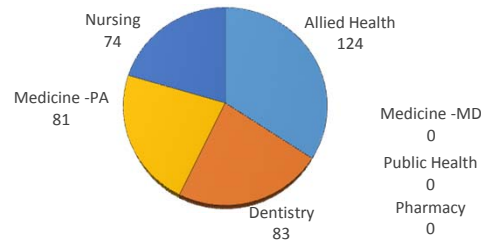
University of Oklahoma Health Sciences Center

LEVEL/COLLEGE	TOT	CAUCASIAN				AFRICAN AMERICAN				HISPANIC				ASIAN				AMERICAN INDIAN				HAWAIIAN/PACIFIC ISLANDER				INTERNATIONAL				MULTI-ETHNIC				UNREPORTED			
		M	F	U	%	M	F	U	%	M	F	U	%	M	F	U	%	M	F	U	%	M	F	U	%	M	F	U	%	M	F	U	%	M	F	U	%
UNDERGRADUATE	178	11	103	0	64%	2	6	0	4%	7	11	0	10%	3	9	0	7%	2	5	0	4%	0	0	0	0%	0	2	0	1%	3	6	0	5%	2	6	0	4%
Allied Health	80	5	43	0	60%	1	3	0	5%	5	5	0	13%	3	3	0	8%	2	3	0	6%	0	0	0	0%	0	1	0	1%	0	0	0	0%	1	5	0	8%
Dentistry	0	0	0	0	-	0	0	0	-	0	0	0	-	0	0	0	-	0	0	0	-	0	0	0	-	0	0	0	-	0	0	0	-	0	0	0	-
Nursing	98	6	60	0	67%	1	3	0	4%	2	6	0	8%	0	6	0	6%	0	2	0	2%	0	1	0	1%	3	6	0	9%	1	1	0	2%				
PROFESSIONAL	362	70	176	0	68%	4	3	0	2%	3	17	0	6%	9	20	0	8%	4	8	0	3%	0	1	0	0%	1	7	0	2%	2	15	0	5%	8	14	0	6%
Allied Health	124	16	77	0	75%	1	2	0	2%	1	7	0	6%	1	1	0	2%	1	3	0	3%	0	0	0	0%	0	0	0	0%	0	1	0	1%	5	8	0	10%
Dentistry	83	34	15	0	59%	2	1	0	4%	1	2	0	4%	8	7	0	18%	2	2	0	5%	0	0	0	0%	0	4	0	5%	0	1	0	1%				
Medicine -MD	0	0	0	0	-	0	0	0	-	0	0	0	-	0	0	0	-	0	0	0	-	0	0	0	-	0	0	0	-	0	0	0	-				
Medicine -PA	81	12	40	0	64%	0	0	0	0%	0	4	0	5%	0	6	0	7%	0	3	0	4%	0	1	0	1%	1	2	0	4%	1	9	0	12%	1	1	0	2%
Nursing	74	8	44	0	70%	1	1	0	1%	1	4	0	7%	0	6	0	8%	1	0	0	1%	0	1	0	1%	0	2	0	3%	2	4	0	8%				
Pharmacy	0	0	0	0	-	0	0	0	-	0	0	0	-	0	0	0	-	0	0	0	-	0	0	0	-	0	0	0	-	0	0	0	-				
Public Health	0	0	0	0	-	0	0	0	-	0	0	0	-	0	0	0	-	0	0	0	-	0	0	0	-	0	0	0	-	0	0	0	-				
GRADUATE COLLEGE	10	4	1	0	50%	0	0	0	0%	0	1	0	10%	0	1	0	10%	0	0	0	0%	0	0	0	0%	1	1	0	20%	0	1	0	10%	0	0	0	0%
Allied Health	2	0	1	0	50%	0	0	0	0%	0	0	0	0%	0	0	0	0%	0	0	0	0%	0	0	0	0%	0	1	0	0%	0	1	0	50%	0	0	0	0%
Dentistry	7	3	0	0	43%	0	0	0	0%	0	1	0	14%	0	1	0	14%	0	0	0	0%	0	0	0	0%	1	1	0	29%	0	0	0	0%				
Graduate -CTS	0	0	0	0	-	0	0	0	-	0	0	0	-	0	0	0	-	0	0	0	-	0	0	0	-	0	0	0	-	0	0	0	-				
Medicine	1	1	0	0	100%	0	0	0	0%	0	0	0	0%	0	0	0	0%	0	0	0	0%	0	0	0	0%	0	0	0	0%	0	0	0	0%				
Nursing	0	0	0	0	-	0	0	0	-	0	0	0	-	0	0	0	-	0	0	0	-	0	0	0	-	0	0	0	-	0	0	0	-				
Pharmacy	0	0	0	0	-	0	0	0	-	0	0	0	-	0	0	0	-	0	0	0	-	0	0	0	-	0	0	0	-	0	0	0	-				
Public Health	0	0	0	0	-	0	0	0	-	0	0	0	-	0	0	0	-	0	0	0	-	0	0	0	-	0	0	0	-	0	0	0	-				
TOTAL OUHSC	567	87	286	0	66%	8	9	0	3%	10	30	0	7%	14	30	0	8%	7	13	0	4%	0	1	0	0%	2	11	0	2%	5	22	0	5%	12	23	0	6%
Allied Health	206	21	121	0	69%	2	5	0	3%	6	12	0	9%	4	4	0	4%	3	6	0	4%	0	0	0	0%	0	1	0	0%	0	2	0	1%	6	13	0	9%
Dentistry	90	37	15	0	58%	2	1	0	3%	1	3	0	4%	8	8	0	18%	2	2	0	4%	0	0	0	0%	1	5	0	7%	1	3	0	4%				
Graduate -CTS	0	0	0	0	-	0	0	0	-	0	0	0	-	0	0	0	-	0	0	0	-	0	0	0	-	0	0	0	-	0	0	0	-				
Medicine	82	13	40	0	65%	0	0	0	0%	0	4	0	5%	0	6	0	7%	0	3	0	4%	0	1	0	1%	1	2	0	4%	1	9	0	12%	1	1	0	2%
Nursing	172	14	104	0	69%	2	3	0	3%	3	10	0	8%	0	12	0	7%	1	2	0	2%	0	2	0	1%	3	8	0	6%	3	5	0	5%				
Pharmacy	0	0	0	0	-	1	0	0	-	0	0	0	-	1	0	0	-	0	0	0	-	0	0	0	-	0	0	0	-	1	0	0	-				
Public Health	0	0	0	0	-	0	0	0	-	0	0	0	-	0	0	0	-	0	0	0	-	0	0	0	-	0	0	0	-	0	0	0	-				
Norman Inter-Campus Non-Degree	17	2	6	0	47%	1	0	0	6%	0	1	0	6%	1	0	0	6%	1	0	0	6%	0	0	0	0%	0	1	0	6%	0	0	0	0%	1	3	0	24%

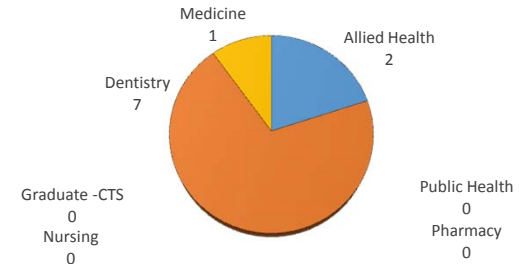
UNDERGRADUATE ADMITS



PROFESSIONAL ADMITS



GRADUATE COLLEGE ADMITS



IPEDS (Integrated Postsecondary Education Data System) is the core postsecondary education data collection program for the National Center for Education Statistics, a part of the Institute for Education Sciences within the United States Department of Education.

Prepared by the Office of Institutional Research using census data collected on June 5, 2015