

# ADMITTED & ENROLLED BY LEVEL REPORT

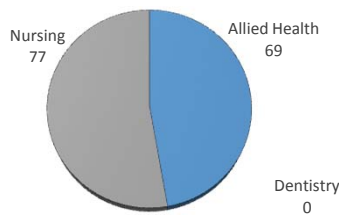
Summer 2015

Male/Female Ethnic (IPEDS) Totals

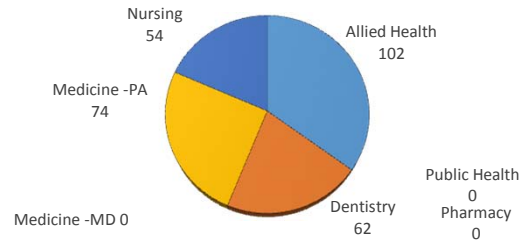
University of Oklahoma Health Sciences Center

| LEVEL/COLLEGE                  | TOT        | CAUCASIAN |            |          |            | AFRICAN AMERICAN |          |          |           | HISPANIC |           |          |            | ASIAN     |           |          |           | AMERICAN INDIAN |           |          |           | HAWAIIAN/PACIFIC ISLANDER |          |          |           | INTERNATIONAL |           |          |           | MULTI-ETHNIC |           |          |            | UNREPORTED |           |          |           |
|--------------------------------|------------|-----------|------------|----------|------------|------------------|----------|----------|-----------|----------|-----------|----------|------------|-----------|-----------|----------|-----------|-----------------|-----------|----------|-----------|---------------------------|----------|----------|-----------|---------------|-----------|----------|-----------|--------------|-----------|----------|------------|------------|-----------|----------|-----------|
|                                |            | M         | F          | U        | %          | M                | F        | U        | %         | M        | F         | U        | %          | M         | F         | U        | %         | M               | F         | U        | %         | M                         | F        | U        | %         | M             | F         | U        | %         | M            | F         | U        | %          |            |           |          |           |
| <b>UNDERGRADUATE</b>           | <b>146</b> | <b>7</b>  | <b>86</b>  | <b>0</b> | <b>64%</b> | <b>2</b>         | <b>5</b> | <b>0</b> | <b>5%</b> | <b>5</b> | <b>9</b>  | <b>0</b> | <b>10%</b> | <b>2</b>  | <b>6</b>  | <b>0</b> | <b>5%</b> | <b>2</b>        | <b>5</b>  | <b>0</b> | <b>5%</b> | <b>0</b>                  | <b>0</b> | <b>0</b> | <b>0%</b> | <b>0</b>      | <b>2</b>  | <b>0</b> | <b>1%</b> | <b>3</b>     | <b>4</b>  | <b>0</b> | <b>5%</b>  | <b>2</b>   | <b>6</b>  | <b>0</b> | <b>5%</b> |
| Allied Health                  | 69         | 4         | 37         | 0        | 59%        | 1                | 3        | 0        | 6%        | 3        | 5         | 0        | 12%        | 2         | 2         | 0        | 6%        | 2               | 3         | 0        | 7%        | 0                         | 0        | 0        | 0%        | 0             | 1         | 0        | 1%        | 0            | 0         | 0        | 0%         | 1          | 5         | 0        | 9%        |
| Dentistry                      | 0          | 0         | 0          | 0        | -          | 0                | 0        | 0        | -         | 0        | 0         | 0        | -          | 0         | 0         | 0        | -         | 0               | 0         | 0        | -         | 0                         | 0        | 0        | -         | 0             | 0         | 0        | -         | 0            | 0         | 0        | -          | 0          | 0         | 0        | -         |
| Nursing                        | 77         | 3         | 49         | 0        | 68%        | 1                | 2        | 0        | 4%        | 2        | 4         | 0        | 8%         | 0         | 4         | 0        | 5%        | 0               | 2         | 0        | 3%        | 0                         | 0        | 0        | 0%        | 0             | 1         | 0        | 1%        | 3            | 4         | 0        | 9%         | 1          | 1         | 0        | 3%        |
| <b>PROFESSIONAL</b>            | <b>292</b> | <b>54</b> | <b>140</b> | <b>0</b> | <b>66%</b> | <b>4</b>         | <b>1</b> | <b>0</b> | <b>2%</b> | <b>2</b> | <b>14</b> | <b>0</b> | <b>5%</b>  | <b>6</b>  | <b>18</b> | <b>0</b> | <b>8%</b> | <b>4</b>        | <b>7</b>  | <b>0</b> | <b>4%</b> | <b>0</b>                  | <b>1</b> | <b>0</b> | <b>0%</b> | <b>1</b>      | <b>7</b>  | <b>0</b> | <b>3%</b> | <b>1</b>     | <b>14</b> | <b>0</b> | <b>5%</b>  | <b>7</b>   | <b>11</b> | <b>0</b> | <b>6%</b> |
| Allied Health                  | 102        | 13        | 62         | 0        | 74%        | 1                | 1        | 0        | 2%        | 1        | 6         | 0        | 7%         | 1         | 1         | 0        | 2%        | 1               | 3         | 0        | 4%        | 0                         | 0        | 0        | 0%        | 0             | 4         | 0        | 0%        | 0            | 1         | 0        | 1%         | 5          | 6         | 0        | 11%       |
| Dentistry                      | 62         | 23        | 13         | 0        | 58%        | 2                | 0        | 0        | 3%        | 1        | 1         | 0        | 3%         | 5         | 6         | 0        | 18%       | 2               | 1         | 0        | 5%        | 0                         | 0        | 0        | 0%        | 0             | 4         | 0        | 6%        | 0            | 3         | 0        | 5%         | 0          | 1         | 0        | 2%        |
| Medicine -MD                   | 0          | 0         | 0          | 0        | -          | 0                | 0        | 0        | -         | 0        | 0         | 0        | -          | 0         | 0         | 0        | -         | 0               | 0         | 0        | -         | 0                         | 0        | 0        | -         | 0             | 0         | 0        | -         | 0            | 0         | 0        | -          | 0          | 0         | 0        | -         |
| Medicine -PA                   | 74         | 10        | 37         | 0        | 64%        | 0                | 0        | 0        | 0%        | 0        | 4         | 0        | 5%         | 0         | 5         | 0        | 7%        | 0               | 3         | 0        | 4%        | 0                         | 1        | 0        | 1%        | 1             | 2         | 0        | 4%        | 1            | 8         | 0        | 12%        | 1          | 1         | 0        | 3%        |
| Nursing                        | 54         | 8         | 28         | 0        | 67%        | 1                | 0        | 0        | 2%        | 0        | 3         | 0        | 6%         | 0         | 6         | 0        | 11%       | 1               | 0         | 0        | 2%        | 0                         | 0        | 0        | 0%        | 0             | 1         | 0        | 2%        | 0            | 2         | 0        | 4%         | 1          | 3         | 0        | 7%        |
| Pharmacy                       | 0          | 0         | 0          | 0        | -          | 0                | 0        | 0        | -         | 0        | 0         | 0        | -          | 0         | 0         | 0        | -         | 0               | 0         | 0        | -         | 0                         | 0        | 0        | -         | 0             | 0         | 0        | -         | 0            | 0         | 0        | -          | 0          | 0         | 0        | -         |
| Public Health                  | 0          | 0         | 0          | 0        | -          | 0                | 0        | 0        | -         | 0        | 0         | 0        | -          | 0         | 0         | 0        | -         | 0               | 0         | 0        | -         | 0                         | 0        | 0        | -         | 0             | 0         | 0        | -         | 0            | 0         | 0        | -          | 0          | 0         | 0        | -         |
| <b>GRADUATE COLLEGE</b>        | <b>4</b>   | <b>2</b>  | <b>1</b>   | <b>0</b> | <b>75%</b> | <b>0</b>         | <b>0</b> | <b>0</b> | <b>0%</b> | <b>0</b> | <b>0</b>  | <b>0</b> | <b>0%</b>  | <b>0</b>  | <b>0</b>  | <b>0</b> | <b>0%</b> | <b>0</b>        | <b>0</b>  | <b>0</b> | <b>0%</b> | <b>0</b>                  | <b>0</b> | <b>0</b> | <b>0%</b> | <b>0</b>      | <b>0</b>  | <b>0</b> | <b>0%</b> | <b>0</b>     | <b>1</b>  | <b>0</b> | <b>25%</b> | <b>0</b>   | <b>0</b>  | <b>0</b> | <b>0%</b> |
| Allied Health                  | 2          | 0         | 1          | 0        | 50%        | 0                | 0        | 0        | 0%        | 0        | 0         | 0        | 0%         | 0         | 0         | 0        | 0%        | 0               | 0         | 0        | 0%        | 0                         | 0        | 0        | 0%        | 0             | 0         | 0        | 0%        | 0            | 1         | 0        | 50%        | 0          | 0         | 0        | 0%        |
| Dentistry                      | 1          | 1         | 0          | 0        | 100%       | 0                | 0        | 0        | 0%        | 0        | 0         | 0        | 0%         | 0         | 0         | 0        | 0%        | 0               | 0         | 0        | 0%        | 0                         | 0        | 0        | 0%        | 0             | 0         | 0        | 0%        | 0            | 0         | 0        | 0%         | 0          | 0         | 0        | 0%        |
| Graduate -CTS                  | 0          | 0         | 0          | 0        | -          | 0                | 0        | 0        | -         | 0        | 0         | 0        | -          | 0         | 0         | 0        | -         | 0               | 0         | 0        | -         | 0                         | 0        | 0        | -         | 0             | 0         | 0        | -         | 0            | 0         | 0        | -          | 0          | 0         | 0        | -         |
| Medicine                       | 1          | 1         | 0          | 0        | 100%       | 0                | 0        | 0        | 0%        | 0        | 0         | 0        | 0%         | 0         | 0         | 0        | 0%        | 0               | 0         | 0        | 0%        | 0                         | 0        | 0        | 0%        | 0             | 0         | 0        | 0%        | 0            | 0         | 0        | 0%         | 0          | 0         | 0        | 0%        |
| Nursing                        | 0          | 0         | 0          | 0        | -          | 0                | 0        | 0        | -         | 0        | 0         | 0        | -          | 0         | 0         | 0        | -         | 0               | 0         | 0        | -         | 0                         | 0        | 0        | -         | 0             | 0         | 0        | -         | 0            | 0         | 0        | -          | 0          | 0         | 0        | -         |
| Pharmacy                       | 0          | 0         | 0          | 0        | -          | 0                | 0        | 0        | -         | 0        | 0         | 0        | -          | 0         | 0         | 0        | -         | 0               | 0         | 0        | -         | 0                         | 0        | 0        | -         | 0             | 0         | 0        | -         | 0            | 0         | 0        | -          | 0          | 0         | 0        | -         |
| Public Health                  | 0          | 0         | 0          | 0        | -          | 0                | 0        | 0        | -         | 0        | 0         | 0        | -          | 0         | 0         | 0        | -         | 0               | 0         | 0        | -         | 0                         | 0        | 0        | -         | 0             | 0         | 0        | -         | 0            | 0         | 0        | -          | 0          | 0         | 0        | -         |
| <b>TOTAL OUHSC</b>             | <b>458</b> | <b>65</b> | <b>232</b> | <b>0</b> | <b>65%</b> | <b>8</b>         | <b>6</b> | <b>0</b> | <b>3%</b> | <b>7</b> | <b>24</b> | <b>0</b> | <b>7%</b>  | <b>10</b> | <b>24</b> | <b>0</b> | <b>7%</b> | <b>7</b>        | <b>12</b> | <b>0</b> | <b>4%</b> | <b>0</b>                  | <b>1</b> | <b>0</b> | <b>0%</b> | <b>1</b>      | <b>10</b> | <b>0</b> | <b>2%</b> | <b>4</b>     | <b>19</b> | <b>0</b> | <b>5%</b>  | <b>11</b>  | <b>20</b> | <b>0</b> | <b>7%</b> |
| Allied Health                  | 173        | 17        | 100        | 0        | 68%        | 2                | 4        | 0        | 3%        | 4        | 11        | 0        | 9%         | 3         | 3         | 0        | 3%        | 3               | 6         | 0        | 5%        | 0                         | 0        | 0        | 0%        | 0             | 1         | 0        | 1%        | 0            | 2         | 0        | 1%         | 6          | 11        | 0        | 10%       |
| Dentistry                      | 63         | 24        | 13         | 0        | 59%        | 2                | 0        | 0        | 3%        | 1        | 1         | 0        | 3%         | 5         | 6         | 0        | 17%       | 2               | 1         | 0        | 5%        | 0                         | 0        | 0        | 0%        | 0             | 4         | 0        | 6%        | 0            | 3         | 0        | 5%         | 0          | 1         | 0        | 2%        |
| Graduate -CTS                  | 0          | 0         | 0          | 0        | -          | 0                | 0        | 0        | -         | 0        | 0         | 0        | -          | 0         | 0         | 0        | -         | 0               | 0         | 0        | -         | 0                         | 0        | 0        | -         | 0             | 0         | 0        | -         | 0            | 0         | 0        | -          | 0          | 0         | 0        | -         |
| Medicine                       | 75         | 11        | 37         | 0        | 64%        | 0                | 0        | 0        | 0%        | 0        | 4         | 0        | 5%         | 0         | 5         | 0        | 7%        | 0               | 3         | 0        | 4%        | 0                         | 1        | 0        | 1%        | 1             | 2         | 0        | 4%        | 1            | 8         | 0        | 12%        | 1          | 1         | 0        | 3%        |
| Nursing                        | 131        | 11        | 77         | 0        | 67%        | 2                | 2        | 0        | 3%        | 2        | 7         | 0        | 7%         | 0         | 10        | 0        | 8%        | 1               | 2         | 0        | 2%        | 0                         | 0        | 0        | 0%        | 0             | 2         | 0        | 2%        | 3            | 6         | 0        | 7%         | 2          | 4         | 0        | 5%        |
| Pharmacy                       | 0          | 0         | 0          | 0        | -          | 1                | 0        | 0        | -         | 0        | 0         | 0        | -          | 1         | 0         | 0        | -         | 0               | 0         | 0        | -         | 0                         | 0        | 0        | -         | 0             | 0         | 0        | -         | 0            | 0         | 0        | -          | 1          | 0         | 0        | -         |
| Public Health                  | 0          | 0         | 0          | 0        | -          | 0                | 0        | 0        | -         | 0        | 0         | 0        | -          | 0         | 0         | 0        | -         | 0               | 0         | 0        | -         | 0                         | 0        | 0        | -         | 0             | 0         | 0        | -         | 0            | 0         | 0        | -          | 0          | 0         | 0        | -         |
| Norman Inter-Campus Non-Degree | 0          | 0         | 0          | 0        | -          | 0                | 0        | 0        | -         | 0        | 0         | 0        | -          | 0         | 0         | 0        | -         | 0               | 0         | 0        | -         | 0                         | 0        | 0        | -         | 0             | 0         | 0        | -         | 0            | 0         | 0        | -          | 0          | 0         | 0        | -         |
| Non-Degree                     | 16         | 2         | 5          | 0        | 44%        | 1                | 0        | 0        | 6%        | 0        | 1         | 0        | 6%         | 1         | 0         | 0        | 6%        | 1               | 0         | 0        | 6%        | 0                         | 0        | 0        | 0%        | 0             | 1         | 0        | 6%        | 0            | 0         | 0        | 0%         | 1          | 3         | 0        | 25%       |

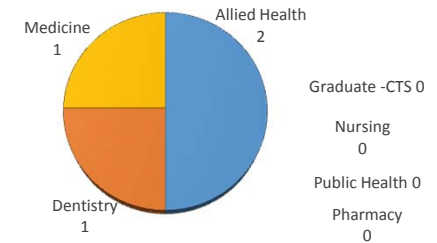
UNDERGRADUATE A&E



PROFESSIONAL A&E



GRADUATE COLLEGE A&E



IPEDS (Integrated Postsecondary Education Data System) is the core postsecondary education data collection program for the National Center for Education Statistics, a part of the Institute for Education Sciences within the United States Department of Education.

Prepared by the Office of Institutional Research using census data collected on June 5, 2015