

# ENROLLMENT BY LEVEL REPORT

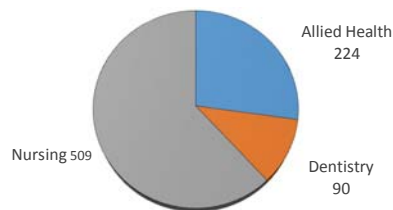
Spring 2015

Male/Female Ethnic (IPEDS) Totals

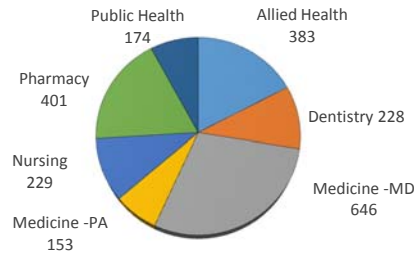
University of Oklahoma Health Sciences Center

LEVEL/COLLEGE	TOT	CAUCASIAN				AFRICAN AMERICAN				HISPANIC				ASIAN/PACIFIC ISLANDER				AMERICAN INDIAN				HAWAIIAN/PACIFIC ISLANDER				INTERNATIONAL				MULTI-ETHNIC				UNREPORTED			
		M	F	U	%	M	F	U	%	M	F	U	%	M	F	U	%	M	F	U	%	M	F	U	%	M	F	U	%	M	F	U	%	M	F	U	%
<b>UNDERGRADUATE</b>	<b>823</b>	<b>53</b>	<b>508</b>	<b>0</b>	<b>68%</b>	<b>7</b>	<b>28</b>	<b>0</b>	<b>4%</b>	<b>4</b>	<b>57</b>	<b>0</b>	<b>7%</b>	<b>9</b>	<b>32</b>	<b>0</b>	<b>5%</b>	<b>10</b>	<b>44</b>	<b>0</b>	<b>7%</b>	<b>0</b>	<b>0</b>	<b>0</b>	<b>0%</b>	<b>1</b>	<b>2</b>	<b>0</b>	<b>0%</b>	<b>4</b>	<b>58</b>	<b>0</b>	<b>8%</b>	<b>1</b>	<b>5</b>	<b>0</b>	<b>1%</b>
Allied Health	224	19	141	0	71%	1	6	0	3%	0	7	0	3%	4	10	0	6%	4	10	0	6%	0	0	0	0%	1	0	0	0%	1	19	0	9%	0	1	0	0%
Dentistry	90	1	63	0	71%	0	1	0	1%	0	7	0	8%	0	3	0	3%	0	5	0	6%	0	0	0	0%	0	0	0	0%	0	8	0	9%	0	2	0	2%
Nursing	509	33	304	0	66%	6	21	0	5%	4	43	0	9%	5	19	0	5%	6	29	0	7%	0	0	0	0%	0	2	0	0%	3	31	0	7%	1	2	0	1%
<b>PROFESSIONAL</b>	<b>2214</b>	<b>301</b>	<b>256</b>	<b>0</b>	<b>25%</b>	<b>3</b>	<b>3</b>	<b>0</b>	<b>0%</b>	<b>11</b>	<b>11</b>	<b>0</b>	<b>1%</b>	<b>5</b>	<b>12</b>	<b>0</b>	<b>1%</b>	<b>62</b>	<b>48</b>	<b>0</b>	<b>5%</b>	<b>0</b>	<b>0</b>	<b>0</b>	<b>0%</b>	<b>1</b>	<b>0</b>	<b>0</b>	<b>0%</b>	<b>27</b>	<b>24</b>	<b>0</b>	<b>2%</b>	<b>19</b>	<b>16</b>	<b>0</b>	<b>2%</b>
Allied Health	383	0	0	0	0%	0	0	0	0%	0	0	0	0%	0	0	0	0%	0	0	0	0%	0	0	0	0%	0	0	0	0%	0	0	0	0%	0	0	0	0%
Dentistry	228	0	0	0	0%	0	0	0	0%	0	0	0	0%	0	0	0	0%	0	0	0	0%	0	0	0	0%	0	0	0	0%	0	0	0	0%				
Medicine -MD	646	270	174	0	69%	3	2	0	1%	9	7	0	2%	5	7	0	2%	60	36	0	15%	0	0	0	0%	0	0	0	0%	25	13	0	6%	19	16	0	5%
Medicine -PA	153	31	82	0	74%	0	1	0	1%	2	4	0	4%	0	5	0	3%	2	12	0	9%	0	0	0	0%	1	0	0	1%	2	11	0	8%	0	0	0	0%
Nursing	229	0	0	0	0%	0	0	0	0%	0	0	0	0%	0	0	0	0%	0	0	0	0%	0	0	0	0%	0	0	0	0%	0	0	0	0%	0	0	0	0%
Pharmacy	401	0	0	0	0%	0	0	0	0%	0	0	0	0%	0	0	0	0%	0	0	0	0%	0	0	0	0%	0	0	0	0%	0	0	0	0%	0	0	0	0%
Public Health	174	0	0	0	0%	0	0	0	0%	0	0	0	0%	0	0	0	0%	0	0	0	0%	0	0	0	0%	0	0	0	0%	0	0	0	0%	0	0	0	0%
<b>GRADUATE COLLEGE</b>	<b>293</b>	<b>71</b>	<b>96</b>	<b>0</b>	<b>57%</b>	<b>2</b>	<b>8</b>	<b>0</b>	<b>3%</b>	<b>1</b>	<b>7</b>	<b>0</b>	<b>3%</b>	<b>2</b>	<b>1</b>	<b>0</b>	<b>1%</b>	<b>13</b>	<b>10</b>	<b>0</b>	<b>8%</b>	<b>1</b>	<b>1</b>	<b>0</b>	<b>1%</b>	<b>25</b>	<b>33</b>	<b>0</b>	<b>20%</b>	<b>7</b>	<b>6</b>	<b>0</b>	<b>4%</b>	<b>6</b>	<b>3</b>	<b>0</b>	<b>3%</b>
Allied Health	30	4	14	0	60%	0	1	0	3%	0	3	0	10%	0	0	0	0%	1	5	0	20%	0	0	0	0%	0	0	0	0%	0	2	0	7%	0	0	0	0%
Dentistry	14	7	3	0	71%	1	1	0	14%	0	0	0	0%	0	0	0	0%	0	1	0	7%	0	0	0	0%	0	1	0	7%	0	0	0	0%				
Graduate -CTS	20	5	9	0	70%	0	0	0	0%	0	0	0	0%	0	0	0	0%	1	1	0	10%	0	0	0	0%	0	1	0	5%	0	1	0	5%	2	0	0	10%
Medicine	134	40	36	0	57%	0	1	0	1%	0	3	0	2%	0	1	0	1%	3	0	0	2%	1	1	0	1%	18	20	0	28%	3	1	0	3%	3	3	0	4%
Nursing	13	0	11	0	85%	0	1	0	8%	0	0	0	0%	0	0	0	0%	0	0	0	0%	0	0	0	0%	0	1	0	8%	0	0	0	0%	0	0	0	0%
Pharmacy	25	5	3	0	32%	0	0	0	0%	1	1	0	8%	0	0	0	0%	4	0	0	16%	0	0	0	0%	4	5	0	36%	1	0	0	4%	1	0	0	4%
Public Health	57	10	20	0	53%	1	4	0	9%	0	0	0	0%	2	0	0	4%	4	3	0	12%	0	0	0	0%	3	5	0	14%	3	2	0	9%	0	0	0	0%
<b>TOTAL OUHSC</b>	<b>3351</b>	<b>726</b>	<b>1511</b>	<b>0</b>	<b>67%</b>	<b>35</b>	<b>78</b>	<b>0</b>	<b>3%</b>	<b>36</b>	<b>114</b>	<b>0</b>	<b>4%</b>	<b>28</b>	<b>91</b>	<b>0</b>	<b>4%</b>	<b>144</b>	<b>191</b>	<b>0</b>	<b>10%</b>	<b>2</b>	<b>2</b>	<b>0</b>	<b>0%</b>	<b>40</b>	<b>58</b>	<b>0</b>	<b>3%</b>	<b>82</b>	<b>149</b>	<b>0</b>	<b>7%</b>	<b>31</b>	<b>30</b>	<b>0</b>	<b>2%</b>
Allied Health	637	84	405	0	77%	3	11	0	2%	4	26	0	5%	7	22	0	5%	7	21	0	4%	0	0	0	0%	1	2	0	0%	6	37	0	7%	0	1	0	0%
Dentistry	332	111	115	0	68%	2	3	0	2%	8	9	0	5%	2	4	0	2%	17	25	0	13%	0	0	0	0%	0	5	0	2%	17	10	0	8%	2	2	0	1%
Graduate -CTS	20	5	9	0	70%	0	0	0	0%	0	0	0	0%	0	0	0	0%	1	1	0	10%	1	1	0	10%	0	1	0	5%	2	0	0	10%				
Medicine	933	341	292	0	68%	3	4	0	1%	11	14	0	3%	5	13	0	2%	65	48	0	12%	1	1	0	0%	19	20	0	4%	30	25	0	6%	22	19	0	4%
Nursing	751	46	471	0	69%	7	38	0	6%	4	51	0	7%	6	35	0	5%	6	34	0	5%	0	0	0	0%	0	3	0	0%	5	41	0	6%	1	3	0	1%
Pharmacy	426	101	133	0	55%	11	9	0	5%	8	7	0	4%	2	9	0	3%	39	50	0	21%	0	0	0	0%	7	11	0	4%	15	19	0	8%	4	1	0	1%
Public Health	231	35	79	0	49%	9	13	0	10%	1	7	0	3%	6	8	0	6%	9	11	0	9%	0	0	0	0%	9	15	0	10%	9	16	0	11%	0	4	0	2%
Norman Inter-Campus Non-Degree	13	2	6	0	62%	0	0	0	0%	0	0	0	0%	0	0	0	0%	0	0	0	0%	0	0	0	0%	0	0	0	0%	0	0	0	0%	0	0	0	0%
	8	1	1	0	25%	0	0	0	0%	0	0	0	0%	0	0	0	0%	0	1	0	13%	0	0	0	0%	4	1	0	63%	0	0	0	0%	0	0	0	0%

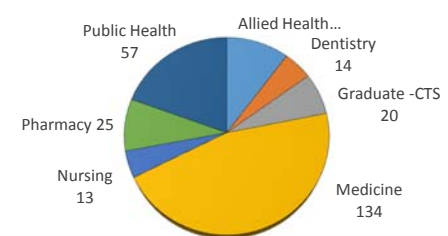
UNDERGRADUATE ENROLLMENT



PROFESSIONAL ENROLLMENT



GRADUATE COLLEGE ENROLLMENT



IPEDS (Integrated Postsecondary Education Data System) is the core postsecondary education data collection program for the National Center for Education Statistics, a part of the Institute for Education Sciences within the United States Department of Education.

Prepared by the Office of Institutional Research using census data collected on January 26, 2015