

APPLICANT BY LEVEL REPORT

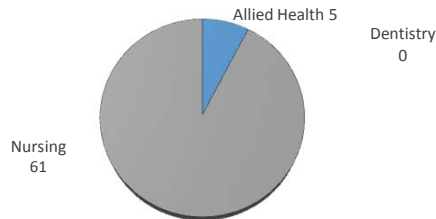
Spring 2015

Male/Female Ethnic (IPEDS) Totals

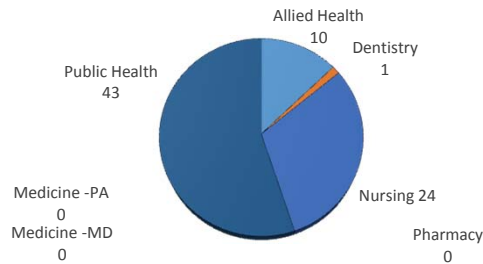
University of Oklahoma Health Sciences Center

LEVEL/COLLEGE	TOT	CAUCASIAN				AFRICAN AMERICAN				HISPANIC				ASIAN				AMERICAN INDIAN				HAWAIIAN/PACIFIC ISLANDER				INTERNATIONAL				MULTI-ETHNIC				UNREPORTED			
		M	F	U	%	M	F	U	%	M	F	U	%	M	F	U	%	M	F	U	%	M	F	U	%	M	F	U	%	M	F	U	%				
UNDERGRADUATE	66	8	28	0	55%	2	6	0	12%	1	5	0	9%	2	7	0	14%	0	0	0	0%	0	0	0	0%	0	0	0	0%	2	4	0	9%	0	1	0	2%
Allied Health	5	2	3	0	100%	0	0	0	0%	0	0	0	0%	0	0	0	0%	0	0	0	0%	0	0	0	0%	0	0	0	0%	0	0	0	0%	0	0	0	0%
Dentistry	0	0	0	0	-	0	0	0	-	0	0	0	-	0	0	0	-	0	0	0	-	0	0	0	-	0	0	0	-	0	0	0	-	0	0	0	-
Nursing	61	6	25	0	51%	2	6	0	13%	1	5	0	10%	2	7	0	15%	0	0	0	0%	0	0	0	0%	0	0	0	0%	2	4	0	10%	0	1	0	2%
PROFESSIONAL	78	7	31	0	49%	1	7	0	10%	0	1	0	1%	1	1	0	3%	0	2	0	3%	0	0	0	0%	8	7	0	19%	2	8	0	13%	1	1	0	3%
Allied Health	10	2	6	0	80%	0	1	0	10%	0	1	0	10%	0	0	0	0%	0	0	0	0%	0	0	0	0%	0	0	0	0%	0	0	0	0%	0	0	0	0%
Dentistry	1	1	0	0	100%	0	0	0	0%	0	0	0	0%	0	0	0	0%	0	0	0	0%	0	0	0	0%	0	0	0	0%	0	0	0	0%	0	0	0	0%
Medicine -MD	0	0	0	0	-	0	0	0	-	0	0	0	-	0	0	0	-	0	0	0	-	0	0	0	-	0	0	0	-	0	0	0	-	0	0	0	-
Medicine -PA	0	0	0	0	-	0	0	0	-	0	0	0	-	0	0	0	-	0	0	0	-	0	0	0	-	0	0	0	-	0	0	0	-	0	0	0	-
Nursing	24	0	18	0	75%	0	0	0	0%	0	0	0	0%	0	1	0	4%	0	2	0	8%	0	0	0	0%	0	0	0	0%	1	2	0	13%	0	0	0	0%
Pharmacy	0	0	0	0	-	0	0	0	-	0	0	0	-	0	0	0	-	0	0	0	-	0	0	0	-	0	0	0	-	0	0	0	-	0	0	0	-
Public Health	43	4	7	0	26%	1	6	0	16%	0	0	0	0%	1	0	0	2%	0	0	0	0%	0	0	0	0%	8	7	0	35%	1	6	0	16%	1	1	0	5%
GRADUATE COLLEGE	2	1	1	0	100%	0	0	0	0%	0	0	0	0%	0	0	0	0%	0	0	0	0%	0	0	0	0%	0	0	0	0%	0	0	0	0%	0	0	0	0%
Allied Health	1	0	1	0	100%	0	0	0	0%	0	0	0	0%	0	0	0	0%	0	0	0	0%	0	0	0	0%	0	0	0	0%	0	0	0	0%	0	0	0	0%
Dentistry	0	0	0	0	-	0	0	0	-	0	0	0	-	0	0	0	-	0	0	0	-	0	0	0	-	0	0	0	-	0	0	0	-	0	0	0	-
Graduate -CTS	0	0	0	0	-	0	0	0	-	0	0	0	-	0	0	0	-	0	0	0	-	0	0	0	-	0	0	0	-	0	0	0	-	0	0	0	-
Medicine	0	0	0	0	-	0	0	0	-	0	0	0	-	0	0	0	-	0	0	0	-	0	0	0	-	0	0	0	-	0	0	0	-	0	0	0	-
Nursing	0	0	0	0	-	0	0	0	-	0	0	0	-	0	0	0	-	0	0	0	-	0	0	0	-	0	0	0	-	0	0	0	-	0	0	0	-
Pharmacy	0	0	0	0	-	0	0	0	-	0	0	0	-	0	0	0	-	0	0	0	-	0	0	0	-	0	0	0	-	0	0	0	-	0	0	0	-
Public Health	1	1	0	0	100%	0	0	0	0%	0	0	0	0%	0	0	0	0%	0	0	0	0%	0	0	0	0%	0	0	0	0%	0	0	0	0%	0	0	0	0%
TOTAL OUHSC	151	16	60	0	50%	3	13	0	11%	1	6	0	5%	3	8	0	7%	0	2	0	1%	0	0	0	0%	12	8	0	13%	4	12	0	11%	1	2	0	2%
Allied Health	16	4	10	0	88%	0	1	0	6%	0	1	0	6%	0	0	0	0%	0	0	0	0%	0	0	0	0%	0	0	0	0%	0	0	0	0%	0	0	0	0%
Dentistry	1	1	0	0	100%	0	0	0	0%	0	0	0	0%	0	0	0	0%	0	0	0	0%	0	0	0	0%	0	0	0	0%	0	0	0	0%	0	0	0	0%
Graduate -CTS	0	0	0	0	-	0	0	0	-	0	0	0	-	0	0	0	-	0	0	0	-	0	0	0	-	0	0	0	-	0	0	0	-	0	0	0	-
Medicine	0	0	0	0	-	0	0	0	-	0	0	0	-	0	0	0	-	0	0	0	-	0	0	0	-	0	0	0	-	0	0	0	-	0	0	0	-
Nursing	85	6	43	0	58%	2	6	0	9%	1	5	0	7%	2	8	0	12%	0	2	0	2%	0	0	0	0%	0	0	0	0%	3	6	0	11%	0	1	0	1%
Pharmacy	0	0	0	0	-	0	0	0	-	0	0	0	-	0	0	0	-	0	0	0	-	0	0	0	-	0	0	0	-	0	0	0	-	0	0	0	-
Public Health	44	5	7	0	27%	1	6	0	16%	0	0	0	0%	1	0	0	2%	0	0	0	0%	0	0	0	0%	8	7	0	34%	1	6	0	16%	1	1	0	5%
Norman Inter-Campus Non-Degree	0	0	0	0	-	0	0	0	-	0	0	0	-	0	0	0	-	0	0	0	-	0	0	0	-	0	0	0	-	0	0	0	-	0	0	0	-
Non-Degree	5	0	0	0	0%	0	0	0	0%	0	0	0	0%	0	0	0	0%	0	0	0	0%	0	0	0	0%	4	1	0	100%	0	0	0	0%	0	0	0	0%

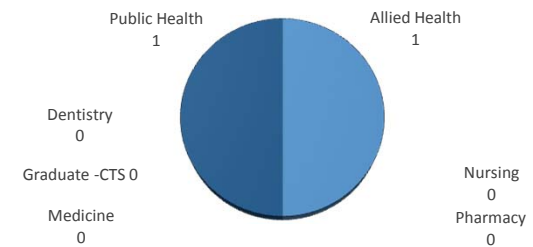
UNDERGRADUATE APPLICANTS



PROFESSIONAL APPLICANTS



GRADUATE COLLEGE APPLICANTS



IPEDS (Integrated Postsecondary Education Data System) is the core postsecondary education data collection program for the National Center for Education Statistics, a part of the Institute for Education Sciences within the United States Department of Education.

Prepared by the Office of Institutional Research using census data collected on January 26, 2015