

# ADMITTED BY LEVEL REPORT

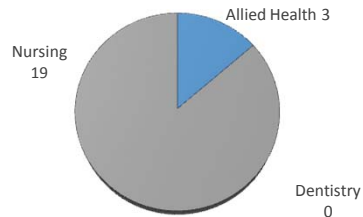
Spring 2015

Male/Female Ethnic (IPEDS) Totals

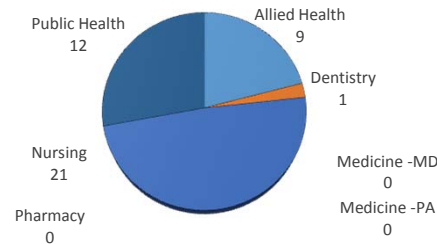
University of Oklahoma Health Sciences Center

LEVEL/COLLEGE	TOT	CAUCASIAN				AFRICAN AMERICAN				HISPANIC				ASIAN				AMERICAN INDIAN				HAWAIIAN/PACIFIC ISLANDER				INTERNATIONAL				MULTI-ETHNIC				UNREPORTED			
		M	F	U	%	M	F	U	%	M	F	U	%	M	F	U	%	M	F	U	%	M	F	U	%	M	F	U	%	M	F	U	%				
<b>UNDERGRADUATE</b>	<b>22</b>	<b>4</b>	<b>8</b>	<b>0</b>	<b>55%</b>	<b>1</b>	<b>1</b>	<b>0</b>	<b>9%</b>	<b>1</b>	<b>2</b>	<b>0</b>	<b>14%</b>	<b>1</b>	<b>3</b>	<b>0</b>	<b>18%</b>	<b>0</b>	<b>0</b>	<b>0</b>	<b>0%</b>	<b>0</b>	<b>0</b>	<b>0</b>	<b>0%</b>	<b>0</b>	<b>0</b>	<b>0</b>	<b>0%</b>	<b>1</b>	<b>0</b>	<b>0</b>	<b>5%</b>	<b>0</b>	<b>0</b>	<b>0</b>	<b>0%</b>
Allied Health	3	1	2	0	100%	0	0	0	0%	0	0	0	0%	0	0	0	0%	0	0	0	0%	0	0	0	0%	0	0	0	0%	0	0	0	0%	0	0	0	0%
Dentistry	0	0	0	0	-	0	0	0	-	0	0	0	-	0	0	0	-	0	0	0	-	0	0	0	-	0	0	0	-	0	0	0	-	0	0	0	-
Nursing	19	3	6	0	47%	1	1	0	11%	1	2	0	16%	1	3	0	21%	0	0	0	0%	0	0	0	0%	0	0	0	0%	1	0	0	5%	0	0	0	0%
<b>PROFESSIONAL</b>	<b>43</b>	<b>3</b>	<b>24</b>	<b>0</b>	<b>63%</b>	<b>1</b>	<b>1</b>	<b>0</b>	<b>5%</b>	<b>0</b>	<b>1</b>	<b>0</b>	<b>2%</b>	<b>1</b>	<b>1</b>	<b>0</b>	<b>5%</b>	<b>0</b>	<b>1</b>	<b>0</b>	<b>2%</b>	<b>0</b>	<b>0</b>	<b>0</b>	<b>0%</b>	<b>1</b>	<b>2</b>	<b>0</b>	<b>7%</b>	<b>1</b>	<b>6</b>	<b>0</b>	<b>16%</b>	<b>0</b>	<b>0</b>	<b>0</b>	<b>0%</b>
Allied Health	9	2	6	0	89%	0	0	0	0%	0	1	0	11%	0	0	0	0%	0	0	0	0%	0	0	0	0%	0	0	0	0%	0	0	0	0%	0	0	0	0%
Dentistry	1	1	0	0	100%	0	0	0	0%	0	0	0	0%	0	0	0	0%	0	0	0	0%	0	0	0	0%	0	0	0	0%	0	0	0	0%	0	0	0	0%
Medicine -MD	0	0	0	0	-	0	0	0	-	0	0	0	-	0	0	0	-	0	0	0	-	0	0	0	-	0	0	0	-	0	0	0	-	0	0	0	-
Medicine -PA	0	0	0	0	-	0	0	0	-	0	0	0	-	0	0	0	-	0	0	0	-	0	0	0	-	0	0	0	-	0	0	0	-	0	0	0	-
Nursing	21	0	16	0	76%	0	0	0	0%	0	0	0	0%	0	1	0	5%	0	1	0	5%	0	0	0	0%	0	0	0	0%	1	2	0	14%	0	0	0	0%
Pharmacy	0	0	0	0	-	0	0	0	-	0	0	0	-	0	0	0	-	0	0	0	-	0	0	0	-	0	0	0	-	0	0	0	-	0	0	0	-
Public Health	12	0	2	0	17%	1	1	0	17%	0	0	0	0%	1	0	0	8%	0	0	0	0%	0	0	0	0%	1	2	0	25%	0	4	0	33%	0	0	0	0%
<b>GRADUATE COLLEGE</b>	<b>0</b>	<b>0</b>	<b>0</b>	<b>0</b>	<b>-</b>	<b>0</b>	<b>0</b>	<b>0</b>	<b>-</b>	<b>0</b>	<b>0</b>	<b>0</b>	<b>-</b>	<b>0</b>	<b>0</b>	<b>0</b>	<b>-</b>	<b>0</b>	<b>0</b>	<b>0</b>	<b>-</b>	<b>0</b>	<b>0</b>	<b>0</b>	<b>-</b>	<b>0</b>	<b>0</b>	<b>0</b>	<b>-</b>	<b>0</b>	<b>0</b>	<b>0</b>	<b>-</b>	<b>0</b>	<b>0</b>	<b>0</b>	<b>-</b>
Allied Health	0	0	0	0	-	0	0	0	-	0	0	0	-	0	0	0	-	0	0	0	-	0	0	0	-	0	0	0	-	0	0	0	-	0	0	0	-
Dentistry	0	0	0	0	-	0	0	0	-	0	0	0	-	0	0	0	-	0	0	0	-	0	0	0	-	0	0	0	-	0	0	0	-	0	0	0	-
Graduate -CTS	0	0	0	0	-	0	0	0	-	0	0	0	-	0	0	0	-	0	0	0	-	0	0	0	-	0	0	0	-	0	0	0	-	0	0	0	-
Medicine	0	0	0	0	-	0	0	0	-	0	0	0	-	0	0	0	-	0	0	0	-	0	0	0	-	0	0	0	-	0	0	0	-	0	0	0	-
Nursing	0	0	0	0	-	0	0	0	-	0	0	0	-	0	0	0	-	0	0	0	-	0	0	0	-	0	0	0	-	0	0	0	-	0	0	0	-
Pharmacy	0	0	0	0	-	0	0	0	-	0	0	0	-	0	0	0	-	0	0	0	-	0	0	0	-	0	0	0	-	0	0	0	-	0	0	0	-
Public Health	0	0	0	0	-	0	0	0	-	0	0	0	-	0	0	0	-	0	0	0	-	0	0	0	-	0	0	0	-	0	0	0	-	0	0	0	-
<b>TOTAL OUHSC</b>	<b>69</b>	<b>7</b>	<b>32</b>	<b>0</b>	<b>57%</b>	<b>2</b>	<b>2</b>	<b>0</b>	<b>6%</b>	<b>1</b>	<b>3</b>	<b>0</b>	<b>6%</b>	<b>2</b>	<b>4</b>	<b>0</b>	<b>9%</b>	<b>0</b>	<b>1</b>	<b>0</b>	<b>1%</b>	<b>0</b>	<b>0</b>	<b>0</b>	<b>0%</b>	<b>5</b>	<b>2</b>	<b>0</b>	<b>10%</b>	<b>2</b>	<b>6</b>	<b>0</b>	<b>12%</b>	<b>0</b>	<b>0</b>	<b>0</b>	<b>0%</b>
Allied Health	12	3	8	0	92%	0	0	0	0%	0	1	0	8%	0	0	0	0%	0	0	0	0%	0	0	0	0%	0	0	0	0%	0	0	0	0%	0	0	0	0%
Dentistry	1	1	0	0	100%	0	0	0	0%	0	0	0	0%	0	0	0	0%	0	0	0	0%	0	0	0	0%	0	0	0	0%	0	0	0	0%	0	0	0	0%
Graduate -CTS	0	0	0	0	-	0	0	0	-	0	0	0	-	0	0	0	-	0	0	0	-	0	0	0	-	0	0	0	-	0	0	0	-	0	0	0	-
Medicine	0	0	0	0	-	0	0	0	-	0	0	0	-	0	0	0	-	0	0	0	-	0	0	0	-	0	0	0	-	0	0	0	-	0	0	0	-
Nursing	40	3	22	0	63%	1	1	0	5%	1	2	0	8%	1	4	0	13%	0	1	0	3%	0	0	0	0%	0	0	0	0%	2	2	0	10%	0	0	0	0%
Pharmacy	0	0	0	0	-	0	0	0	-	0	0	0	-	0	0	0	-	0	0	0	-	0	0	0	-	0	0	0	-	0	0	0	-	0	0	0	-
Public Health	12	0	2	0	17%	1	1	0	17%	0	0	0	0%	1	0	0	8%	0	0	0	0%	0	0	0	0%	1	2	0	25%	0	4	0	33%	0	0	0	0%
Norman Inter-Campus Non-Degree	0	0	0	0	-	0	0	0	-	0	0	0	-	0	0	0	-	0	0	0	-	0	0	0	-	0	0	0	-	0	0	0	-	0	0	0	-
Non-Degree	4	0	0	0	0%	0	0	0	0%	0	0	0	0%	0	0	0	0%	0	0	0	0%	0	0	0	0%	4	0	0	100%	0	0	0	0%	0	0	0	0%


UNDERGRADUATE ADMITS



PROFESSIONAL ADMITS



GRADUATE COLLEGE ADMITS



IPEDS (Integrated Postsecondary Education Data System) is the core postsecondary education data collection program for the National Center for Education Statistics, a part of the Institute for Education Sciences within the United States Department of Education.

Prepared by the Office of Institutional Research using census data collected on January 26, 2015