

COLLEGE OF NURSING - ENROLLMENT SUMMARY BY DEGREE

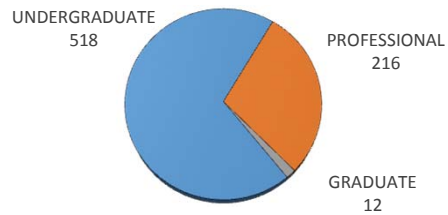
Fall 2015

Credit Enrollment and Full-Time Equivalent (FTE) Enrollment

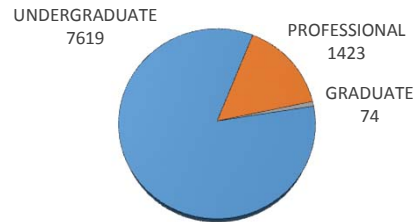
University of Oklahoma Health Sciences Center

CLASSIFICATION	ENROLLMENT			ENROLLMENT - TULSA			STUDENT CREDIT HOURS		FULL-TIME EQUIV	
	Male	Female	TOTAL	Male	Female	TOTAL	TOTAL	TULSA	TOTAL	TULSA
UNDERGRADUATE	60	458	518	17	116	133	7619	1920	508.1	128.1
Third-Year Students	36	273	309	11	79	90	4569	1312	304.75	87.55
Fourth-Year Students	24	185	209	6	37	43	3050	608	203.35	40.55
PROFESSIONAL	23	193	216	4	56	60	1423	377	118.55	31.4
Professional	23	193	216	4	56	60	1423	377	118.55	31.4
Professional - Special	0	0	0	0	0	0	0	0	0	0
GRADUATE	0	12	12	0	0	0	74	0	6.18	0
Graduate Students	0	12	12	0	0	0	74	0	6.18	0
Graduate - Unclassified	0	0	0	0	0	0	0	0	0	0
TOTAL - COLLEGE OF NURSING	83	663	746	21	172	193	9116	2297	632.83	159.5

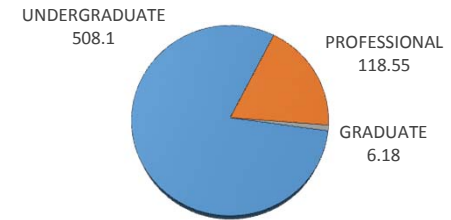
HEADCOUNT ENROLLMENT BY CLASSIFICATION



CREDIT HOURS ENROLLMENT BY CLASSIFICATION



FULL-TIME-EQUIVALENT ENROLLMENT BY CLASSIFICATION



* Full-Time Equivalent enrollment for Fall and Spring semesters is calculated by dividing Graduate and Professional enrollment credit hours by 12, the Undergraduate enrollment credit hours by 15. Full-Time Equivalent enrollment for Summer semesters is calculated by dividing enrollment credit hours for all levels by 6.