

# APPLICANT BY LEVEL REPORT

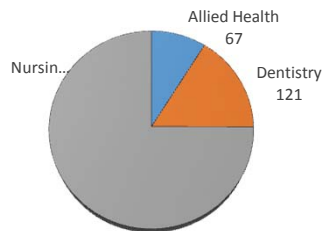
Fall 2015

Male/Female Ethnic (IPEDS) Totals

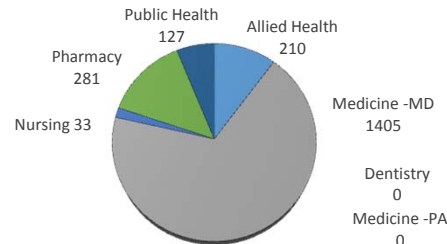
University of Oklahoma Health Sciences Center

LEVEL/COLLEGE	TOT	CAUCASIAN				AFRICAN AMERICAN				HISPANIC				ASIAN				AMERICAN INDIAN				HAWAIIAN/PACIFIC ISLANDER				INTERNATIONAL				MULTI-ETHNIC				UNREPORTED			
		M	F	U	%	M	F	U	%	M	F	U	%	M	F	U	%	M	F	U	%	M	F	U	%	M	F	U	%	M	F	U	%				
<b>UNDERGRADUATE</b>	<b>751</b>	<b>36</b>	<b>433</b>	<b>0</b>	<b>62%</b>	<b>8</b>	<b>42</b>	<b>0</b>	<b>7%</b>	<b>8</b>	<b>50</b>	<b>0</b>	<b>8%</b>	<b>9</b>	<b>50</b>	<b>0</b>	<b>8%</b>	<b>7</b>	<b>32</b>	<b>0</b>	<b>5%</b>	<b>0</b>	<b>1</b>	<b>0</b>	<b>0%</b>	<b>0</b>	<b>5</b>	<b>0</b>	<b>1%</b>	<b>4</b>	<b>8</b>	<b>0</b>	<b>2%</b>	<b>6</b>	<b>52</b>	<b>0</b>	<b>8%</b>
Allied Health	67	3	44	0	70%	0	1	0	1%	0	4	0	6%	1	0	0	1%	3	3	0	9%	0	0	0	0%	0	0	0	0%	0	1	0	1%	1	6	0	10%
Dentistry	121	0	81	0	67%	0	1	0	1%	0	8	0	7%	3	9	0	10%	0	4	0	3%	0	1	0	1%	0	0	0	0%	0	0	0	0%	0	14	0	12%
Nursing	563	33	308	0	61%	8	40	0	9%	8	38	0	8%	5	41	0	8%	4	25	0	5%	0	0	0	0%	0	5	0	1%	4	7	0	2%	5	32	0	7%
<b>PROFESSIONAL</b>	<b>2056</b>	<b>579</b>	<b>543</b>	<b>0</b>	<b>55%</b>	<b>19</b>	<b>33</b>	<b>0</b>	<b>3%</b>	<b>75</b>	<b>74</b>	<b>0</b>	<b>7%</b>	<b>70</b>	<b>93</b>	<b>0</b>	<b>8%</b>	<b>3</b>	<b>24</b>	<b>0</b>	<b>1%</b>	<b>0</b>	<b>1</b>	<b>0</b>	<b>0%</b>	<b>19</b>	<b>30</b>	<b>0</b>	<b>2%</b>	<b>14</b>	<b>11</b>	<b>0</b>	<b>1%</b>	<b>240</b>	<b>228</b>	<b>0</b>	<b>23%</b>
Allied Health	210	8	140	0	70%	2	4	0	3%	2	10	0	6%	0	10	0	5%	1	11	0	6%	0	0	0	0%	0	2	0	1%	0	5	0	2%	0	15	0	7%
Dentistry	0	0	0	0	-	0	0	0	-	0	0	0	-	0	0	0	-	0	0	0	-	0	0	0	-	0	0	0	-	0	0	0	-	0	0	0	-
Medicine -MD	1405	489	294	0	56%	5	9	0	1%	57	46	0	7%	31	30	0	4%	0	6	0	0%	0	0	0	0%	1	1	0	0%	11	3	0	1%	223	199	0	30%
Medicine -PA	0	0	0	0	-	0	0	0	-	0	0	0	-	0	0	0	-	0	0	0	-	0	0	0	-	0	0	0	-	0	0	0	-	0	0	0	-
Nursing	33	3	18	0	64%	0	2	0	6%	1	2	0	9%	0	2	0	6%	0	2	0	6%	0	0	0	0%	0	0	0	0%	0	2	0	6%	0	1	0	3%
Pharmacy	281	53	57	0	39%	10	14	0	9%	13	9	0	8%	35	47	0	29%	1	2	0	1%	0	1	0	0%	2	9	0	4%	3	1	0	1%	14	10	0	9%
Public Health	127	26	34	0	47%	2	4	0	5%	2	7	0	7%	4	4	0	6%	1	3	0	3%	0	0	0	0%	16	18	0	27%	0	0	0	0%	3	3	0	5%
<b>GRADUATE COLLEGE</b>	<b>234</b>	<b>32</b>	<b>79</b>	<b>0</b>	<b>47%</b>	<b>2</b>	<b>6</b>	<b>0</b>	<b>3%</b>	<b>3</b>	<b>6</b>	<b>0</b>	<b>4%</b>	<b>3</b>	<b>10</b>	<b>0</b>	<b>6%</b>	<b>1</b>	<b>2</b>	<b>0</b>	<b>1%</b>	<b>0</b>	<b>0</b>	<b>0</b>	<b>0%</b>	<b>40</b>	<b>41</b>	<b>1</b>	<b>35%</b>	<b>1</b>	<b>0</b>	<b>0</b>	<b>0%</b>	<b>2</b>	<b>5</b>	<b>0</b>	<b>3%</b>
Allied Health	27	2	14	0	59%	0	0	0	0%	0	0	0	0%	0	1	0	4%	1	2	0	11%	0	0	0	0%	2	3	0	19%	0	0	0	0%	1	1	0	7%
Dentistry	0	0	0	0	-	0	0	0	-	0	0	0	-	0	0	0	-	0	0	0	-	0	0	0	-	0	0	0	-	0	0	0	-	0	0	0	-
Graduate -CTS	4	2	1	0	75%	0	0	0	0%	0	0	0	0%	0	0	0	0%	0	0	0	0%	0	0	0	0%	1	0	0	25%	0	0	0	0%	0	0	0	0%
Medicine	130	20	53	0	56%	2	2	0	3%	2	6	0	6%	2	3	0	4%	0	0	0	0%	0	0	0	0%	16	19	1	27%	0	0	0	0%	1	3	0	3%
Nursing	15	1	7	0	53%	0	3	0	20%	0	0	0	0%	0	3	0	20%	0	0	0	0%	0	0	0	0%	0	0	0	0%	0	0	0	0%	0	1	0	7%
Pharmacy	15	1	2	0	20%	0	0	0	0%	0	0	0	0%	1	0	0	7%	0	0	0	0%	0	0	0	0%	5	6	0	73%	0	0	0	0%	0	0	0	0%
Public Health	43	6	2	0	19%	0	1	0	2%	1	0	0	2%	0	3	0	7%	0	0	0	0%	0	0	0	0%	16	13	0	67%	1	0	0	2%	0	0	0	0%
<b>TOTAL OUHSC</b>	<b>3049</b>	<b>647</b>	<b>1058</b>	<b>0</b>	<b>56%</b>	<b>30</b>	<b>81</b>	<b>0</b>	<b>4%</b>	<b>86</b>	<b>130</b>	<b>0</b>	<b>7%</b>	<b>83</b>	<b>153</b>	<b>0</b>	<b>8%</b>	<b>11</b>	<b>58</b>	<b>0</b>	<b>2%</b>	<b>0</b>	<b>2</b>	<b>0</b>	<b>0%</b>	<b>62</b>	<b>76</b>	<b>1</b>	<b>5%</b>	<b>19</b>	<b>19</b>	<b>0</b>	<b>1%</b>	<b>248</b>	<b>285</b>	<b>0</b>	<b>17%</b>
Allied Health	304	13	198	0	69%	2	5	0	2%	2	14	0	5%	1	11	0	4%	5	16	0	7%	0	0	0	0%	2	5	0	2%	0	6	0	2%	2	22	0	8%
Dentistry	121	0	81	0	67%	0	1	0	1%	0	8	0	7%	3	9	0	10%	0	4	0	3%	0	1	0	1%	0	0	0	0%	0	0	0	0%	0	14	0	12%
Graduate -CTS	4	2	1	0	75%	0	0	0	0%	0	0	0	0%	0	0	0	0%	0	0	0	0%	0	0	0	0%	1	0	0	25%	0	0	0	0%	0	0	0	0%
Medicine	1535	509	347	0	56%	7	11	0	1%	59	52	0	7%	33	33	0	4%	0	6	0	0%	0	0	0	0%	17	20	1	2%	11	3	0	1%	224	202	0	28%
Nursing	611	37	333	0	61%	8	45	0	9%	9	40	0	8%	5	46	0	8%	4	27	0	5%	0	0	0	0%	0	5	0	1%	4	9	0	2%	5	34	0	6%
Pharmacy	296	54	59	0	38%	10	14	0	8%	13	9	0	7%	36	47	0	28%	1	2	0	1%	0	1	0	0%	7	15	0	7%	3	1	0	1%	14	10	0	8%
Public Health	170	32	36	0	40%	2	5	0	4%	3	7	0	6%	4	7	0	6%	1	3	0	2%	0	0	0	0%	32	31	0	37%	1	0	0	1%	3	3	0	4%
Norman Inter-Campus Non-Degree	8	0	0	0	-	0	0	0	-	0	0	0	-	0	0	0	-	0	0	0	-	0	0	0	-	0	0	0	-	0	0	0	-	0	0	0	-

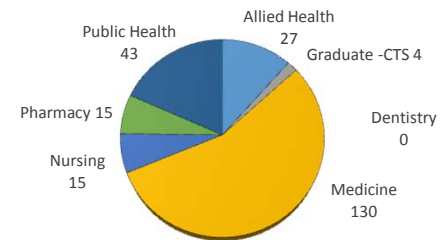
UNDERGRADUATE APPLICANTS



PROFESSIONAL APPLICANTS



GRADUATE COLLEGE APPLICANTS



IPEDS (Integrated Postsecondary Education Data System) is the core postsecondary education data collection program for the National Center for Education Statistics, a part of the Institute for Education Sciences within the United States Department of Education.

Prepared by the Office of Institutional Research using census data collected on September 4, 2015