

ENROLLMENT BY LOCATION REPORT

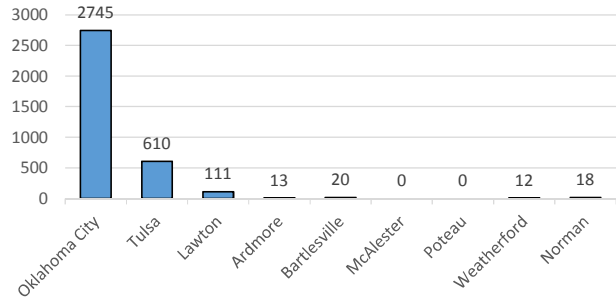
Fall 2014

Gender, Residency, Age & Full/Part Time Totals

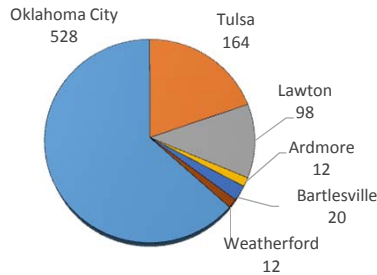
University of Oklahoma Health Sciences Center

LEVEL/COLLEGE	TOTAL			OKLAHOMA CITY		TULSA		LAWTON		ARDMORE		BARTLESVILLE		McALESTER		POTEAU		WEATHERFORD		NORMAN	
	TOT	Male	Female	Male	Female	Male	Female	Male	Female	Male	Female	Male	Female	Male	Female	Male	Female	Male	Female	Male	Female
UNDERGRADUATE	834	87	747	54	474	23	141	10	88	0	12	0	20	0	0	0	0	12	0	0	
Allied Health	228	29	199	27	173	2	26	0	0	0	0	0	0	0	0	0	0	0	0	0	
Dentistry	91	1	90	1	46	0	0	0	0	0	12	0	20	0	0	0	0	0	12	0	
Nursing	515	57	458	26	255	21	115	10	88	0	0	0	0	0	0	0	0	0	0	0	
HEALTH PROFESSIONAL	2344	928	1416	802	1088	126	314	0	13	0	1	0	0	0	0	0	0	0	0	0	
Allied Health	400	81	319	58	252	23	67	0	0	0	0	0	0	0	0	0	0	0	0	0	
Dentistry	230	152	78	152	78	0	0	0	0	0	0	0	0	0	0	0	0	0	0	0	
Medicine -MD	660	398	262	374	238	24	24	0	0	0	0	0	0	0	0	0	0	0	0	0	
Medicine -PA	230	53	177	36	118	17	59	0	0	0	0	0	0	0	0	0	0	0	0	0	
Nursing	234	19	215	8	130	11	71	0	13	0	1	0	0	0	0	0	0	0	0	0	
Pharmacy	403	171	232	127	163	44	69	0	0	0	0	0	0	0	0	0	0	0	0	0	
Public Health	187	54	133	47	109	7	24	0	0	0	0	0	0	0	0	0	0	0	0	0	
GRADUATE COLLEGE (MS, PhD)	316	135	181	133	177	2	4	0	0	0	0	0	0	0	0	0	0	0	0	0	
Allied Health	39	8	31	8	28	0	3	0	0	0	0	0	0	0	0	0	0	0	0	0	
Dentistry	18	11	7	11	7	0	0	0	0	0	0	0	0	0	0	0	0	0	0	0	
Graduate -CTS	21	8	13	8	13	0	0	0	0	0	0	0	0	0	0	0	0	0	0	0	
Medicine	141	73	68	73	68	0	0	0	0	0	0	0	0	0	0	0	0	0	0	0	
Nursing	16	0	16	0	16	0	0	0	0	0	0	0	0	0	0	0	0	0	0	0	
Pharmacy	24	14	10	12	9	2	1	0	0	0	0	0	0	0	0	0	0	0	0	0	
Public Health	57	21	36	21	36	0	0	0	0	0	0	0	0	0	0	0	0	0	0	0	
TOTAL OUHSC	3529	1160	2369	994	1751	151	459	10	101	0	13	0	20	0	0	0	0	12	5	13	
Allied Health	667	118	549	93	453	25	96	0	0	0	0	0	0	0	0	0	0	0	0	0	
Dentistry	339	164	175	164	131	0	0	0	0	0	12	0	20	0	0	0	0	0	12	0	
Graduate -CTS	21	8	13	8	13	0	0	0	0	0	0	0	0	0	0	0	0	0	0	0	
Medicine	1031	524	507	483	424	41	83	0	0	0	0	0	0	0	0	0	0	0	0	0	
Nursing	765	76	689	34	401	32	186	10	101	0	1	0	0	0	0	0	0	0	0	0	
Pharmacy	427	185	242	139	172	46	70	0	0	0	0	0	0	0	0	0	0	0	0	0	
Public Health	244	75	169	68	145	7	24	0	0	0	0	0	0	0	0	0	0	0	0	0	
Norman Inter-Campus	18	5	13	0	0	0	0	0	0	0	0	0	0	0	0	0	0	0	0	5	13
Non-Degree	17	5	12	5	12	0	0	0	0	0	0	0	0	0	0	0	0	0	0	0	0

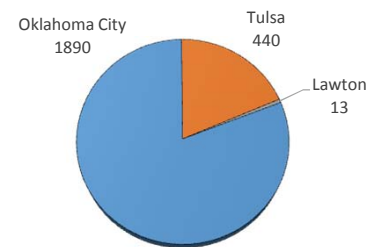
ENROLLMENT BY LOCATION



UNDERGRADUATE BY LOCATION



PROFESSIONAL BY LOCATION



GRADUATE COLLEGE BY LOCATION

